



***XR125LEK / LK***  
***XL125LK***

**XR125LEK<sub>c</sub>**  
**XR125LK<sub>c</sub>**  
**XL125LK<sub>c</sub>**

**PARTS CATALOGUE**

**1**

---

**FOREWORD INDEX**

**1**

---

**ENGINE GROUP**

**2**

---

**FRAME GROUP**

**3**

---

**PART NUMBER INDEX**

**4**

---

**PART NAME INDEX**

**5**

---



**Instruction for use of parts catalogue**

- **This parts catalogue has been created as of May 10, 2012.**
  - Since this date, the sales practice for repair parts may have been changed or the parts may have been eliminated (listed for those not for sale).
  - The modified information is reflected on the latest Electronic Parts Catalogue (EPC). Also, refer to the parts catalogue news for any change.
  - See the parts catalogue news for any revision that is made after May 10, 2012.
- **Always specify the part number when ordering a part.**
  - Check the model, type, serial numbers, color, maker, and the size as needed before ordering a part.
  - Note that the illustrations (part drawings) can differ from the actual parts in shape. They are given just to help you to refer to the parts.
- **When modifications or additions to this parts catalogue are made, a revised edition will be issued at an appropriate time, with successively progressing revision numbers on the cover. We recommend obtaining such revisions in order to keep your parts catalogue up-to-date at all times. To check whether a parts catalogue revision has been issued, please contact your Honda distributor.**

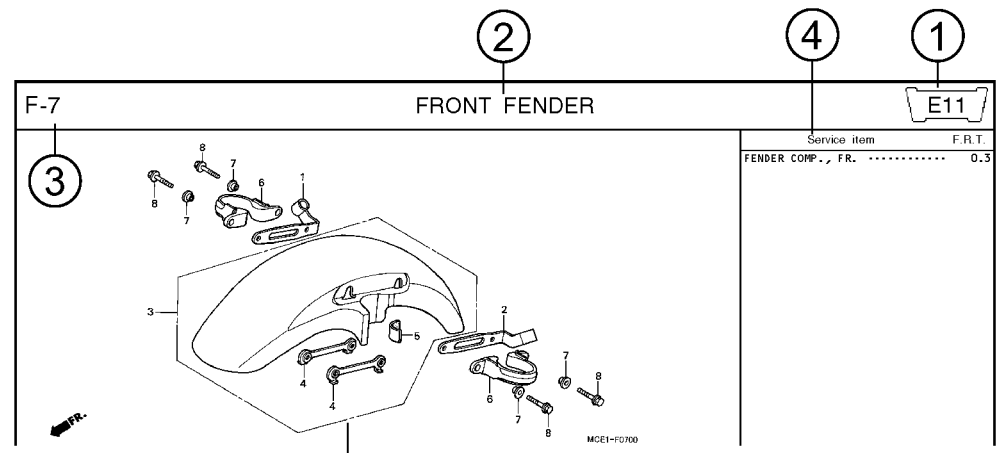
Initial version issue date  
 May 10, 2012  
**Honda Motor Co., Ltd.**

**CONTENTS**

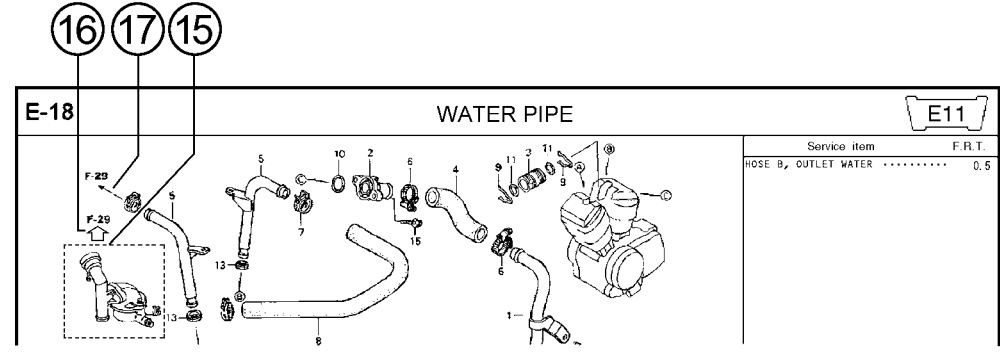
	Page	Address No.
● Instruction for use of parts catalogue .....	1	B 1
● How to refer to the part information .....	2	B 2
● Part catalogue structure .....	3	B 3
● When the parts were revised .....	4	B 4
● Abbreviations used in the parts catalogue .....	4	B 4
● Part block and serial number check .....	5	B 5
● Color label attachment position check .....	5	B 5
● Models, parts catalogue codes and applicable serial numbers .....	6	B 6
● Color label .....	7	B 7
● Color chart .....	8	B 8
● Fuel hose, general purpose hoses and vinyl hose .....	20	C 4
● FLAT RATE SERVICE TIME .....	24	C 8
● Illustrated index .....	29	C13
● ENGINE GROUP .....	36	E 1
● FRAME GROUP .....	57	G 1
● PART NO. INDEX .....	108	K 1
● PART NAME INDEX .....	113	L 1



Part catalogue structure




Ref. No.	Part No.	Description	Reqd. QTY		Serial No.	Parts catalogue code
			CB400 SFX	SFY		
1	45156-MCE-000	CLAMPER, R. FR. BRAKE HOSE ..	1	1		
2	45157-MCE-000	CLAMPER, L. FR. BRAKE HOSE ..	1	1		
3	61100-MCE-000ZA	FENDER COMP., FR. *NH411M*FORCE SILVER METALLIC	1	-	----- 3J,4J	
	61100-MCE-000ZB	*PB284C*...CANDY PHOENIX BLUE	1	-	----- J,2J	
4	61101-MCE-000	PLATE, FR. FENDER .....	2	2	1008000	
	61101-MCE-010	.....	2	2	1008001	
5	61102-MCE-300	CUSHION, FR. FENDER .....	2	2		
		(BLACK)				



- ① **Address number**
  - Address No. is provided (in place of the page No.) to help you refer to the part with the part No. or part name.
- ② **Block title** ③ **Block number**
- ④ **Service item/Flat rate time**
- ⑤ **Reference number**
  - Title number marked with the parenthesis or parentheses indicates that it continues from the previous page.
- ⑥ **Part number** ⑦ **Honda color code**
- ⑧ **Description**
- ⑨ **Assemblies**
  - Sections framed with broken lines in the exploded view drawings are available as complete assemblies. (Their individual parts can also be obtained.)
- ⑩ **Color description**
- ⑪ **Note**
  - Notes are shown with the parentheses in the part name column.
- ⑫ **Required quantity**
  - Reqd. QTY shown in the parenthesis or parentheses indicates the optional part.
  - Reqd. QTY marked with "N" indicates the optional part that should be selected as needed.
  - Reqd. QTY indicates the number of the part used in the block.
- ⑬ **Serial number**
- ⑭ **Parts catalogue code**
  - When the parts catalogue code column is blank, it indicates that the part is applicable to all codes.
- ⑮
  - Parts enclosed within a dotted line are covered in a different block.
- ⑯
  - A hollow arrow indicates the block No. for the parts enclosed within a dotted line .
- ⑰
  - A solid arrow indicates the block No. the part in question is connected to.

When the parts were revised



Ref. No.	Part No.	Description	Reqd. QTY		Serial No.
			CB400	SFX SFY	
1	45156-MCE-000	CLAMPER, R. FR. BRAKE HOSE ..	1	1	
2	45157-MCE-000	CLAMPER, L. FR. BRAKE HOSE ..	1	1	
3	61100-MCE-000ZA	FENDER COMP., FR. *NH411M*FORCE SILVER METALLIC	1	-	-----3J,4J
	61100-MCE-000ZB	*PB284C*...CANDY PHOENIX BLUE	1	-	-----J,2J
4	61101-MCE-000	PLATE, FR. FENDER (###).....	2	2	-----1008000
	61101-MCE-010	.....	2	2	-----1008001
5	61102-MCE-300	CUSHION, FR. FENDER ..... (BLACK)	2	2	
6	61105-MCE-000	STAY, FR. FENDER MOUNTING ...	2	2	
7	61107-MR7-000	COLLAR (6.5) .....	4	4	
8	96001-06020-00	BOLT, FLANGE, 6X20 .....	4	4	

The number has been used from the initial model without revision.

When shown at the left side, it is applicable to the models of No.1008001 and the subsequent numbers.

When shown at the right side, it is applicable to the models up to No.1008000.

The parts listed with "###" at the end of the parts name have limited supply period (parts not for sale).

Abbreviations used in the parts catalogue

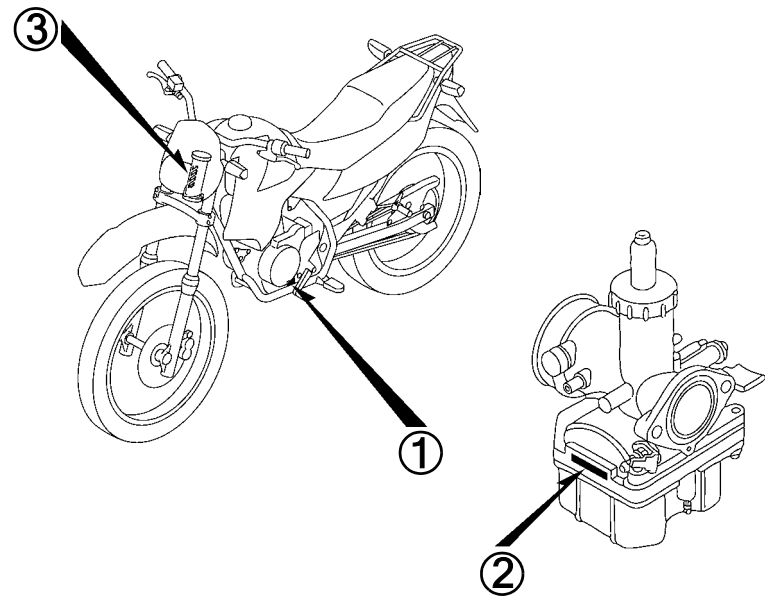
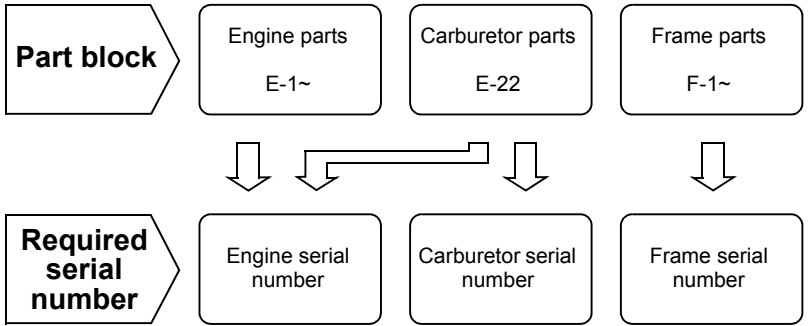


\* "L." or "R." in the description of a part stands for the LEFT hand side or the RIGHT hand side. Determine the left or right as if you were in the motorcycle seat.


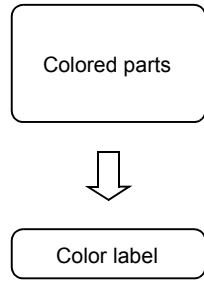
The following abbreviations are used in this parts catalogue.

- A ..... Ampere
- ABS ..... Anti-lock brake system
- A.C. .... Alternating current
- A.M. .... Attaching mark
- ASSY. .... Assembly
- C.D.I. .... Capacitive discharge ignition
- COMP. ... Complete
- D.C. .... Direct current
- EX. .... Exhaust
- FR. .... Front
- G ..... Gram
- HEX. .... Hexagonal
- IN. .... Inlet
- KPH ..... Kilometers per hour
- L. ....Left
- L (100L) .Link (100 Links)
- L.E.D. ....Light emitted diode
- MM .....Millimeter
- MPH .....Miles per hour
- R. ....Right
- RR. ....Rear
- STD. ....Standard
- T (22T) ...Tooth (22 Teeth)
- TCS .....Traction control system
- T.M. ....Transcript mark
- V .....Volt
- W .....Watt
- WL .....With labelling
- WOL .....Without labelling

Part block and serial number check



Color label attachment position check





### Models, parts catalogue codes and applicable serial numbers

Models, parts catalogue codes and applicable serial Nos. given in this parts catalogue can be identified as follows.

Parts with parts catalogue codes are exclusive for models destined for countries designated.

If no area codes are listed, parts are for common use.

Model	Area code	Type	Applicable engine serial No.	Applicable frame serial No.	Applicable carburetor identification No.
XR125LEKc	1LA	Latin America	JD21E-7000001~	LTM JD219C5000001~	PDN2H A
	3LA	Latin America			PDN2J A
	CO	Colombia			PDN2K A
	DK	General export (KPH)	JD21E-7000001~	LTM JD219C5000001~	PDN2H A
	NZ	New Zealand		LTM JD21UC5000001~	
XR125LKc	3LA	Latin America	JD21E-7000001~	LTM JD219C5000001~	PDN2J A
	DK	General export (KPH)			PDN2H A
XL125LKc	2DK	General export (KPH)	JD21E-7000001~	LTM JD219C5000001~	PDN2G A

\* Of carburetor/throttle body identification numbers, only the portions underlined in the example below are used for registration.

PDN2H A KC ㄗ

**Color label**

- When ordering parts, check the model name, main color, and code by observing the “COLOR LABEL” on the vehicle.
- When ordering a colored part, use the color chart in the instruction for use of parts catalogue.

**1**

<b>VFR800FIW</b> <b>COLOR R-157</b> <b>CODE R157</b>	MODEL		VFR800FIW				
	No.	COLOR	Sparkling silver metallic	Mute black metallic	Applicable model		Applicable block No.
		CODE	NH-295M	NH-359M	Initial applicable model	Final applicable model	
	Name of colored parts	Basic part No.	NH295	NH359			
1							
2							
3							
4							
5							
6							
7							
8							
9							
10							

**Color chart**

- When ordering a colored part, refer to the chart below and use a part number consisting of the relevant basic part number to which has been added a part color code.

**XR125LEK (XR125LEKC).....1LA,3LA,CO**

No.	MODEL		XR125LEKC						
	COLOR		Fighting red	Black	Ross white	Applicable model		Applicable block No.	Ref. No.
	CODE		R-134	NH-1	NH-196	Initial applicable model	Final applicable model		
	Name of colored parts	Basic part No.	R134	NH1	NH196				
1	BODY COMP., FRAME	50100-KRH-A00	ZA	ZA	ZA			F-39	1
2	CARRIER COMP., RR.	81200-KRH-780	ZA	ZA	ZA			F-34	5
3	COVER SET, R. SIDE	83510-KRH-900	ZC	ZA	ZB			F-24	3
4	COVER, L. FR. SIDE	83601-KRH-900	ZA	ZA	ZA			F-24	6
5	COVER, L. SIDE	83600-KRH-900	ZC	ZA	ZB			F-24	5
6	COVER, R. FR. SIDE	83501-KRH-900	ZA	ZA	ZA			F-24	1
7	COWL SET, RR.	80100-KRH-900	ZC	ZA	ZB			F-34	4
8	FENDER, FR.	61100-KRH-900	ZC	ZA	ZB			F-10	2
9	HUB SUB ASSY., RR.	42635-KRH-780	ZA	ZA	ZA			F-19-10	7
10	LABEL, DRIVE CAUTION	87560-KYY-600	ZB	ZB	ZB			F-49	6
11	MARK, FR.	61315-KRH-900	ZA	ZB	ZC			F-50	2
12	MARK, RR.	61310-KRH-900	ZA	ZB	ZC			F-50	1
13	PANEL COMP., RR. BRAKE	43100-KRH-900	ZA	ZA	ZA			F-18	2
14	PIPE, STEERING HANDLE	53100-KRH-900	ZA	ZA	ZA			F-7	7
15	PROTECTOR, EX. PIPE	18345-KRH-900	ZA	ZA	ZA			F-27	9

XR125LEK (XR125LEKc).....1LA,3LA,CO

No.	MODEL		XR125LEKC						
	COLOR		Fighting red	Black	Ross white	Applicable model		Applicable block No.	Ref. No.
	CODE		R-134	NH-1	NH-196	Initial applicable model	Final applicable model		
	Name of colored parts	Basic part No.	R134	NH1	NH196				
16	SEAT COMP., DOUBLE	77200-KRH-780	ZB	ZB	ZB			F-23	2
17	SHROUD SET, L.	19200-KRH-900	ZC	ZA	ZB			F-21	12
18	SHROUD SET, R.	19100-KRH-900	ZC	ZA	ZB			F-21	11
19	STRIPE A, L. SHROUD	87127-KRH-900	ZA	ZB	ZC			F-50	5
20	STRIPE A, R. SHROUD	87126-KRH-900	ZA	ZB	ZC			F-50	4
21	STRIPE B, L. SHROUD	87129-KRH-900	ZA	ZB	ZC			F-50	7
22	STRIPE B, R. SHROUD	87128-KRH-900	ZA	ZB	ZC			F-50	6
23	SWINGARM SUB ASSY., RR.	52200-KRH-780	ZA	ZA	ZA			F-32	14
24	TANK COMP., FUEL	17510-KRH-900	ZA	ZA	ZA			F-21	2
25	VISOR SET, FR.	61300-KRH-900	ZC	ZA	ZB			F-1	6
26	WHEEL SUB ASSY., RR.	42650-KRH-A00	ZA	ZA	ZA			F-19-10	8

## XR125LEK (XR125LEKc).....DK

No.	MODEL		XR125LEKc						
	COLOR		Fighting red	Black	Ross white	Applicable model		Applicable block No.	Ref. No.
	CODE		R-134	NH-1	NH-196	Initial applicable model	Final applicable model		
	Name of colored parts	Basic part No.	R134	NH1	NH196				
1	BODY COMP., FRAME	50100-KRH-A00	ZA	ZA	ZA			F-39	1
2	CARRIER COMP., RR.	81200-KRH-780	ZA	ZA	ZA			F-34	5
3	COVER SET, R. SIDE	83510-KRH-900	ZC	ZA	ZB			F-24	3
4	COVER, L. FR. SIDE	83601-KRH-900	ZA	ZA	ZA			F-24	6
5	COVER, L. SIDE	83600-KRH-900	ZC	ZA	ZB			F-24	5
6	COVER, R. FR. SIDE	83501-KRH-900	ZA	ZA	ZA			F-24	1
7	COWL SET, RR.	80100-KRH-900	ZC	ZA	ZB			F-34	4
8	FENDER, FR.	61100-KRH-900	ZC	ZA	ZB			F-10	2
9	HUB SUB ASSY., RR.	42635-KRH-780	ZA	ZA	ZA			F-19-10	7
10	LABEL, DRIVE CAUTION	87560-KYY-600	ZB	ZB	ZB			F-49	6
11	LABEL, RR. CARRIER	81220-KV8-860	ZA	ZA	ZA			F-49	1
12	MARK, FR.	61315-KRH-900	ZA	ZB	ZC			F-50	2
13	MARK, RR.	61310-KRH-900	ZA	ZB	ZC			F-50	1
14	PANEL COMP., RR. BRAKE	43100-KRH-900	ZA	ZA	ZA			F-18	2
15	PIPE, STEERING HANDLE	53100-KRH-900	ZA	ZA	ZA			F-7	7

XR125LEK (XR125LEKc).....DK

No.	MODEL		XR125LEKc						
	COLOR		Fighting red	Black	Ross white	Applicable model		Applicable block No.	Ref. No.
	CODE		R-134	NH-1	NH-196	Initial applicable model	Final applicable model		
	Name of colored parts	Basic part No.	R134	NH1	NH196				
16	PROTECTOR, EX. PIPE	18345-KRH-900	ZA	ZA	ZA			F-27	9
17	SEAT COMP., DOUBLE	77200-KRH-780	ZB	ZB	ZB			F-23	2
18	SHROUD SET, L.	19200-KRH-900	ZC	ZA	ZB			F-21	12
19	SHROUD SET, R.	19100-KRH-900	ZC	ZA	ZB			F-21	11
20	STRIPE A, L. SHROUD	87127-KRH-900	ZA	ZB	ZC			F-50	5
21	STRIPE A, R. SHROUD	87126-KRH-900	ZA	ZB	ZC			F-50	4
22	STRIPE B, L. SHROUD	87129-KRH-900	ZA	ZB	ZC			F-50	7
23	STRIPE B, R. SHROUD	87128-KRH-900	ZA	ZB	ZC			F-50	6
24	SWINGARM SUB ASSY., RR.	52200-KRH-780	ZA	ZA	ZA			F-32	14
25	TANK COMP., FUEL	17510-KRH-900	ZA	ZA	ZA			F-21	2
26	VISOR SET, FR.	61300-KRH-900	ZC	ZA	ZB			F-1	6
27	WHEEL SUB ASSY., RR.	42650-KRH-A00	ZA	ZA	ZA			F-19-10	8



**XR125LEK (XR125LEKc).....NZ**

**1**

No.	MODEL		XR125LEKc						
	COLOR		Fighting red	Black	Ross white	Applicable model		Applicable block No.	Ref. No.
	CODE		R-134	NH-1	NH-196	Initial applicable model	Final applicable model		
	Name of colored parts	Basic part No.	R134	NH1	NH196				
1	BODY COMP., FRAME	50100-KRH-A40	ZA	ZA	ZA			F-39	1
2	CARRIER COMP., RR.	81200-KRH-780	ZA	ZA	ZA			F-34	5
3	COVER SET, R. SIDE	83510-KRH-900	ZC	ZA	ZB			F-24	3
4	COVER, L. FR. SIDE	83601-KRH-900	ZA	ZA	ZA			F-24	6
5	COVER, L. SIDE	83600-KRH-900	ZC	ZA	ZB			F-24	5
6	COVER, R. FR. SIDE	83501-KRH-900	ZA	ZA	ZA			F-24	1
7	COWL SET, RR.	80100-KRH-900	ZC	ZA	ZB			F-34	4
8	FENDER, FR.	61100-KRH-900	ZC	ZA	ZB			F-10	2
9	HUB SUB ASSY., RR.	42635-KRH-780	ZA	ZA	ZA			F-19-10	7
10	LABEL, DRIVE CAUTION	87560-KYY-600	ZB	ZB	ZB			F-49	6
11	LABEL, RR. CARRIER	81220-KV8-860	ZA	ZA	ZA			F-49	1
12	MARK, FR.	61315-KRH-900	ZA	ZB	ZC			F-50	2
13	MARK, RR.	61310-KRH-900	ZA	ZB	ZC			F-50	1
14	PANEL COMP., RR. BRAKE	43100-KRH-900	ZA	ZA	ZA			F-18	2
15	PIPE, STEERING HANDLE	53100-KRH-900	ZA	ZA	ZA			F-7	7

XR125LEK (XR125LEKc).....NZ

No.	MODEL		XR125LEKc						
	COLOR		Fighting red	Black	Ross white	Applicable model		Applicable block No.	Ref. No.
	CODE		R-134	NH-1	NH-196	Initial applicable model	Final applicable model		
	Name of colored parts	Basic part No.	R134	NH1	NH196				
16	PROTECTOR, EX. PIPE	18345-KRH-900	ZA	ZA	ZA			F-27	9
17	SEAT COMP., DOUBLE	77200-KRH-780	ZB	ZB	ZB			F-23	2
18	SHROUD SET, L.	19200-KRH-900	ZC	ZA	ZB			F-21	12
19	SHROUD SET, R.	19100-KRH-900	ZC	ZA	ZB			F-21	11
20	STRIPE A, L. SHROUD	87127-KRH-900	ZA	ZB	ZC			F-50	5
21	STRIPE A, R. SHROUD	87126-KRH-900	ZA	ZB	ZC			F-50	4
22	STRIPE B, L. SHROUD	87129-KRH-900	ZA	ZB	ZC			F-50	7
23	STRIPE B, R. SHROUD	87128-KRH-900	ZA	ZB	ZC			F-50	6
24	SWINGARM SUB ASSY., RR.	52200-KRH-780	ZA	ZA	ZA			F-32	14
25	TANK COMP., FUEL	17510-KRH-900	ZA	ZA	ZA			F-21	2
26	VISOR SET, FR.	61300-KRH-900	ZC	ZA	ZB			F-1	6
27	WHEEL SUB ASSY., RR.	42650-KRH-A00	ZA	ZA	ZA			F-19-10	8





## XR125LK (XR125LKC).....3LA

No.	MODEL		XR125LKC						
	COLOR		Fighting red	Black	Ross white	Applicable model		Applicable block No.	Ref. No.
	CODE		R-134	NH-1	NH-196	Initial applicable model	Final applicable model		
	Name of colored parts	Basic part No.	R134	NH1	NH196				
1	BODY COMP., FRAME	50100-KRH-A00	ZA	ZA	ZA			F-39	1
2	CARRIER COMP., RR.	81200-KRH-780	ZA	ZA	ZA			F-34	5
3	COVER SET, R. SIDE	83510-KRH-900	ZC	ZA	ZB			F-24	3
4	COVER, L. FR. SIDE	83601-KRH-900	ZA	ZA	ZA			F-24	6
5	COVER, L. SIDE	83600-KRH-900	ZC	ZA	ZB			F-24	5
6	COVER, R. FR. SIDE	83501-KRH-900	ZA	ZA	ZA			F-24	1
7	COWL SET, RR.	80100-KRH-900	ZC	ZA	ZB			F-34	4
8	FENDER, FR.	61100-KRH-900	ZC	ZA	ZB			F-10	2
9	HUB SUB ASSY., RR.	42635-KRH-780	ZA	ZA	ZA			F-19-10	7
10	LABEL, DRIVE CAUTION	87560-KYY-600	ZB	ZB	ZB			F-49	6
11	MARK, FR.	61315-KRH-900	ZA	ZB	ZC			F-50	2
12	MARK, RR.	61310-KRH-900	ZA	ZB	ZC			F-50	1
13	PANEL COMP., RR. BRAKE	43100-KRH-900	ZA	ZA	ZA			F-18	2
14	PIPE, STEERING HANDLE	53100-KRH-900	ZA	ZA	ZA			F-7	7
15	PROTECTOR, EX. PIPE	18345-KRH-900	ZA	ZA	ZA			F-27	9

XR125LK (XR125LKC).....3LA

No.	MODEL		XR125LKC						
	COLOR		Fighting red	Black	Ross white	Applicable model		Applicable block No.	Ref. No.
	CODE		R-134	NH-1	NH-196	Initial applicable model	Final applicable model		
	Name of colored parts	Basic part No.	R134	NH1	NH196				
16	SEAT COMP., DOUBLE	77200-KRH-780	ZB	ZB	ZB			F-23	2
17	SHROUD SET, L.	19200-KRH-900	ZC	ZA	ZB			F-21	12
18	SHROUD SET, R.	19100-KRH-900	ZC	ZA	ZB			F-21	11
19	STRIPE A, L. SHROUD	87127-KRH-900	ZA	ZB	ZC			F-50	5
20	STRIPE A, R. SHROUD	87126-KRH-900	ZA	ZB	ZC			F-50	4
21	STRIPE B, L. SHROUD	87129-KRH-900	ZA	ZB	ZC			F-50	7
22	STRIPE B, R. SHROUD	87128-KRH-900	ZA	ZB	ZC			F-50	6
23	SWINGARM SUB ASSY., RR.	52200-KRH-780	ZA	ZA	ZA			F-32	14
24	TANK COMP., FUEL	17510-KRH-900	ZA	ZA	ZA			F-21	2
25	VISOR SET, FR.	61300-KRH-900	ZC	ZA	ZB			F-1	6
26	WHEEL SUB ASSY., RR.	42650-KRH-A00	ZA	ZA	ZA			F-19-10	8



## XR125LK (XR125LKC).....DK

No.	MODEL		XR125LKC						
	COLOR		Fighting red	Black	Ross white	Applicable model		Applicable block No.	Ref. No.
	CODE		R-134	NH-1	NH-196	Initial applicable model	Final applicable model		
	Name of colored parts	Basic part No.	R134	NH1	NH196				
1	BODY COMP., FRAME	50100-KRH-A00	ZA	ZA	ZA			F-39	1
2	CARRIER COMP., RR.	81200-KRH-780	ZA	ZA	ZA			F-34	5
3	COVER SET, R. SIDE	83510-KRH-900	ZC	ZA	ZB			F-24	3
4	COVER, L. FR. SIDE	83601-KRH-900	ZA	ZA	ZA			F-24	6
5	COVER, L. SIDE	83600-KRH-900	ZC	ZA	ZB			F-24	5
6	COVER, R. FR. SIDE	83501-KRH-900	ZA	ZA	ZA			F-24	1
7	COWL SET, RR.	80100-KRH-900	ZC	ZA	ZB			F-34	4
8	FENDER, FR.	61100-KRH-900	ZC	ZA	ZB			F-10	2
9	HUB SUB ASSY., RR.	42635-KRH-780	ZA	ZA	ZA			F-19-10	7
10	LABEL, DRIVE CAUTION	87560-KYY-600	ZB	ZB	ZB			F-49	6
11	LABEL, RR. CARRIER	81220-KV8-860	ZA	ZA	ZA			F-49	1
12	MARK, FR.	61315-KRH-900	ZA	ZB	ZC			F-50	2
13	MARK, RR.	61310-KRH-900	ZA	ZB	ZC			F-50	1
14	PANEL COMP., RR. BRAKE	43100-KRH-900	ZA	ZA	ZA			F-18	2
15	PIPE, STEERING HANDLE	53100-KRH-900	ZA	ZA	ZA			F-7	7

XR125LK (XR125LKC).....DK

No.	MODEL		XR125LKC						
	COLOR		Fighting red	Black	Ross white	Applicable model		Applicable block No.	Ref. No.
	CODE		R-134	NH-1	NH-196	Initial applicable model	Final applicable model		
	Name of colored parts	Basic part No.	R134	NH1	NH196				
16	PROTECTOR, EX. PIPE	18345-KRH-900	ZA	ZA	ZA			F-27	9
17	SEAT COMP., DOUBLE	77200-KRH-780	ZB	ZB	ZB			F-23	2
18	SHROUD SET, L.	19200-KRH-900	ZC	ZA	ZB			F-21	12
19	SHROUD SET, R.	19100-KRH-900	ZC	ZA	ZB			F-21	11
20	STRIPE A, L. SHROUD	87127-KRH-900	ZA	ZB	ZC			F-50	5
21	STRIPE A, R. SHROUD	87126-KRH-900	ZA	ZB	ZC			F-50	4
22	STRIPE B, L. SHROUD	87129-KRH-900	ZA	ZB	ZC			F-50	7
23	STRIPE B, R. SHROUD	87128-KRH-900	ZA	ZB	ZC			F-50	6
24	SWINGARM SUB ASSY., RR.	52200-KRH-780	ZA	ZA	ZA			F-32	14
25	TANK COMP., FUEL	17510-KRH-900	ZA	ZA	ZA			F-21	2
26	VISOR SET, FR.	61300-KRH-900	ZC	ZA	ZB			F-1	6
27	WHEEL SUB ASSY., RR.	42650-KRH-A00	ZA	ZA	ZA			F-19-10	8



## XL125LK (XL125LKC)

No.	MODEL		XL125LKC					
	COLOR		Fighting red	Ross white	Applicable model		Applicable block No.	Ref. No.
	CODE		R-134	NH-196	Initial applicable model	Final applicable model		
	Name of colored parts	Basic part No.	R134	NH196				
1	BODY COMP., FRAME	50100-KRH-780	ZA	ZA			F-39	1
2	CARRIER COMP., RR.	81200-KRH-780	ZA	ZA			F-34-1	4
3	COVER SET, R. SIDE	83510-KRH-900	ZC	ZB			F-24	3
4	COVER, L. FR. SIDE	83601-KRH-900	ZA	ZA			F-24	6
5	COVER, L. SIDE	83600-KRH-900	ZC	ZB			F-24	5
6	COVER, R. FR. SIDE	83501-KRH-900	ZA	ZA			F-24	1
7	COWL SET, RR.	80100-KRH-900	ZC	ZB			F-34-1	3
8	FENDER, FR.	61100-KRH-780	ZA	ZB			F-10	1
9	HUB SUB ASSY., FR.	44635-KRH-780	ZA	ZA			F-14-10	6
10	HUB SUB ASSY., RR.	42635-KRH-780	ZA	ZA			F-19-10	7
11	MARK	86191-KRH-780	ZB	ZA			F-50	3
12	MARK, FR.	61315-KRH-900	ZA	ZC			F-50	2
13	MARK, RR.	61310-KRH-900	ZA	ZC			F-50	1
14	PANEL COMP., RR. BRAKE	43100-KRH-900	ZA	ZA			F-18	2
15	PANEL SUB COMP., FR. BRAKE	45010-KRH-780	ZA	ZA			F-13	7

## XL125LK (XL125LKC)

No.	MODEL		XL125LKC					
	COLOR		Fighting red	Ross white	Applicable model		Applicable block No.	Ref. No.
	CODE		R-134	NH-196	Initial applicable model	Final applicable model		
	Name of colored parts	Basic part No.	R134	NH196				
16	PIPE, STEERING HANDLE	53100-KRH-780	ZA	ZA			F-7-1	7
17	PROTECTOR, EX. PIPE	18345-KRH-900	ZA	ZA			F-27	9
18	SEAT COMP., DOUBLE	77200-KRH-780	ZB	ZB			F-23	2
19	SHROUD SET, L.	19200-KRH-780	ZB	ZA			F-21	12
20	SHROUD SET, R.	19100-KRH-780	ZB	ZA			F-21	11
21	SWINGARM SUB ASSY., RR.	52200-KRH-780	ZA	ZA			F-32	14
22	TANK COMP., FUEL	17510-KRH-900	ZA	ZA			F-21	2
23	VISOR SET, FR.	61300-KRH-900	ZC	ZB			F-1	6
24	WHEEL SUB ASSY., FR.	44650-KRH-780	ZA	ZA			F-14-10	7
25	WHEEL SUB ASSY., RR.	42650-KRH-780	ZA	ZA			F-19-10	8

## Fuel hose, general purpose hoses and vinyl hose

- The standard part fuel hose, general purpose hose and vinyl hose may be substituted by the coiled bulk part.
- When ordering the standard part fuel hose, general purpose hose and vinyl hose use the bulk part number written in the parts catalogue in brackets ( ) underneath the part name, or use the catalogue below.  
(The bulk part standard length is 1 m, however, those displayed in the catalogue < > are available in 3 m and 8 m lengths.)
- When exchanging the hose, cut and use at the specified length as mentioned in the part name.  
(For the method of cutting the bulk part, and method of filling out orders etc., please refer to the service manual and the instructions issued with the bulk part.)
- The list below is a catalogue of the standard part numbers and bulk part numbers. Note that those numbers are applicable to the listed replacement parts only.

Fuel hoses/Tubes			
Standard part No.	Bulk part No.	Bulk part	
		Inner diameter (mm)	Length (m)
95001-30xxx-2x	95001-30001-20M	3.0	1
95001-30xxx-3x	95001-30001-30M	3.0	1
95001-30xxx-4x	95001-30001-40M	3.0	1
95001-35xxx-2x	95001-35001-50M <95001-35003-50M>	3.5	1 3
95001-35xxx-3x	95001-35001-60M <95001-35003-60M>	3.5	1 3
95001-35xxx-4x	95001-35001-60M <95001-35003-60M>	3.5	1 3
95001-35xxx-5x	95001-35001-50M <95001-35003-50M>	3.5	1 3
95001-35xxx-6x	95001-35001-60M <95001-35003-60M>	3.5	1 3
95001-45xxx-2x	95001-45001-50M <95001-45003-50M>	4.5	1 3
95001-45xxx-3x	95001-45001-60M <95001-45003-60M> <95001-45008-60M>	4.5	1 3 8
95001-45xxx-4x	95001-45001-60M <95001-45003-60M> <95001-45008-60M>	4.5	1 3 8
95001-45xxx-5x	95001-45001-50M <95001-45003-50M>	4.5	1 3
95001-45xxx-6x	95001-45001-60M <95001-45003-60M> <95001-45008-60M>	4.5	1 3 8
95001-55xxx-2x	95001-55001-50M <95001-55003-50M> <95001-55008-50M>	5.5	1 3 8

Fuel hoses/Tubes			
Standard part No.	Bulk part No.	Bulk part	
		Inner diameter (mm)	Length (m)
95001-55xxx-3x	95001-55001-60M <95001-55003-60M> <95001-55008-60M>	5.5	1 3 8
95001-55xxx-4x	95001-55001-60M <95001-55003-60M> <95001-55008-60M>	5.5	1 3 8
95001-55xxx-5x	95001-55001-50M <95001-55003-50M> <95001-55008-50M>	5.5	1 3 8
95001-55xxx-6x	95001-55001-60M <95001-55003-60M> <95001-55008-60M>	5.5	1 3 8
95001-75xxx-2x	95001-75001-50M <95001-75003-50M>	7.5	1 3
95001-75xxx-3x	95001-75001-60M <95001-75003-60M> <95001-75008-60M>	7.5	1 3 8
95001-75xxx-4x	95001-75001-60M <95001-75003-60M> <95001-75008-60M>	7.5	1 3 8
95001-75xxx-5x	95001-75001-50M <95001-75003-50M>	7.5	1 3
95001-75xxx-6x	95001-75001-60M <95001-75003-60M> <95001-75008-60M>	7.5	1 3 8
95001-80xxx-2x	95001-80001-50M	8.0	1
95001-80xxx-3x	95001-80001-60M	8.0	1
95001-80xxx-4x	95001-80001-60M	8.0	1
95001-80xxx-5x	95001-80001-50M	8.0	1
95001-80xxx-6x	95001-80001-60M	8.0	1

Vinyl tube				
Standard part No.	Bulk part No.	Bulk part		
		Inner dia- meter (mm)	Outer dia-meter (mm)	Length (m)
95003-01xxx-3x	95003-01001-60M <95003-01003-60M>	2.9	6.8	1 3
95003-01xxx-60	95003-01001-60M <95003-01003-60M>	2.9	6.8	1 3
95003-03xxx-3x	95003-03001-60M <95003-03003-60M>	3.0	6.0	1 3
95003-03xxx-60	95003-03001-60M <95003-03003-60M>	3.0	6.0	1 3
95003-05xxx-3x	95003-05001-60M <95003-05003-60M> <95003-05008-60M>	3.5	6.5	1 3 8
95003-05xxx-60	95003-05001-60M <95003-05003-60M> <95003-05008-60M>	3.5	6.5	1 3 8
95003-07xxx-1x	95003-07001-10M <95003-07003-10M> <95003-07008-10M>	4.0	7.0	1 3 8
95003-07xxx-20	95003-07001-10M <95003-07003-10M> <95003-07008-10M>	4.0	7.0	1 3 8
95003-07xxx-3x	95003-07001-60M <95003-07003-60M> <95003-07008-60M>	4.0	7.0	1 3 8
95003-07xxx-60	95003-07001-60M <95003-07003-60M> <95003-07008-60M>	4.0	7.0	1 3 8
95003-07xxx-7x	95003-07001-70M <95003-07003-70M> <95003-07008-70M>	4.0	7.0	1 3 8
95003-08xxx-1x	95003-08001-10M <95003-08003-10M> <95003-08008-10M>	4.5	6.5	1 3 8
95003-09xxx-3x	95003-09001-60M <95003-09003-60M>	4.5	8.0	1 3
95003-09xxx-60	95003-09001-60M <95003-09003-60M>	4.5	8.0	1 3
95003-10xxx-1x	95003-10001-10M <95003-10003-10M>	5.0	8.0	1 3
95003-10xxx-20	95003-10001-10M <95003-10003-10M>	5.0	8.0	1 3
95003-10xxx-3x	95003-10001-60M <95003-10003-60M>	5.0	8.0	1 3
95003-10xxx-60	95003-10001-60M <95003-10003-60M>	5.0	8.0	1 3
95003-11xxx-3x	95003-11001-60M <95003-11003-60M> <95003-11008-60M>	5.0	9.0	1 3 8
95003-11xxx-60	95003-11001-60M <95003-11003-60M> <95003-11008-60M>	5.0	9.0	1 3 8
95003-12xxx-1x	95003-12001-10M <95003-12003-10M> <95003-12008-10M>	5.0	7.0	1 3 8
95003-12xxx-20	95003-12001-10M <95003-12003-10M> <95003-12008-10M>	5.0	7.0	1 3 8

Vinyl tube				
Standard part No.	Bulk part No.	Bulk part		
		Inner dia- meter (mm)	Outer dia-meter (mm)	Length (m)
95003-14xxx-1x	95003-14001-10M <95003-14003-10M>	6.0	9.0	1 3
95003-14xxx-20	95003-14001-10M <95003-14003-10M>	6.0	9.0	1 3
95003-14xxx-3x	95003-14001-60M <95003-14003-60M>	6.0	9.0	1 3
95003-17xxx-1x	95003-17001-10M <95003-17003-10M>	7.0	9.0	1 3
95003-19xxx-1x	95003-19001-10M <95003-19003-10M> <95003-19008-10M>	7.0	11.0	1 3 8
95003-19xxx-20	95003-19001-10M <95003-19003-10M> <95003-19008-10M>	7.0	11.0	1 3 8
95003-19xxx-3x	95003-19001-60M <95003-19003-60M> <95003-19008-60M>	7.0	11.0	1 3 8
95003-19xxx-60	95003-19001-60M <95003-19003-60M> <95003-19008-60M>	7.0	11.0	1 3 8
95003-21xxx-1x	95003-21001-10M <95003-21003-10M>	8.0	9.0	1 3
95003-21xxx-20	95003-21001-10M <95003-21003-10M>	8.0	9.0	1 3
95003-23xxx-1x	95003-23001-10M <95003-23003-10M>	8.0	12.0	1 3
95003-23xxx-20	95003-23001-10M <95003-23003-10M>	8.0	12.0	1 3
95003-23xxx-3x	95003-23001-60M <95003-23003-60M> <95003-23008-60M>	8.0	12.0	1 3 8
95003-23xxx-60	95003-23001-60M <95003-23003-60M> <95003-23008-60M>	8.0	12.0	1 3 8
95003-25xxx-1x	95003-25001-10M <95003-25003-10M>	9.0	11.0	1 3
95003-25xxx-20	95003-25001-10M <95003-25003-10M>	9.0	11.0	1 3
95003-25xxx-3x	95003-25001-60M <95003-25003-60M>	9.0	11.0	1 3
95003-25xxx-7x	95003-25001-70M <95003-25003-70M>	9.0	11.0	1 3
95003-27xxx-1x	95003-27001-10M <95003-27003-10M>	9.0	13.0	1 3
95003-27xxx-20	95003-27001-10M <95003-27003-10M>	9.0	13.0	1 3
95003-27xxx-3x	95003-27001-60M <95003-27003-60M>	9.0	13.0	1 3
95003-27xxx-60	95003-27001-60M <95003-27003-60M>	9.0	13.0	1 3
95003-33xxx-1x	95003-33001-10M <95003-33003-10M>	10.0	14.0	1 3
95003-33xxx-20	95003-33001-10M <95003-33003-10M>	10.0	14.0	1 3

Vinyl tube				
Standard part No.	Bulk part No.	Bulk part		
		Inner dia- meter (mm)	Outer dia-meter (mm)	Length (m)
95003-36xxx-1x	95003-36001-10M <95003-36003-10M> <95003-36008-10M>	11.0	13.0	1 3 8
95003-36xxx-20	95003-36001-10M <95003-36003-10M> <95003-36008-10M>	11.0	13.0	1 3 8
95003-37xxx-3x	95003-37001-60M <95003-37003-60M>	11.0	15.0	1 3
95003-37xxx-60	95003-37001-60M <95003-37003-60M>	11.0	15.0	1 3
95003-38xxx-1x	95003-38001-10M <95003-38003-10M>	12.0	13.0	1 3
95003-38xxx-20	95003-38001-10M <95003-38003-10M>	12.0	13.0	1 3
95003-39xxx-1x	95003-39001-10M <95003-39003-10M>	12.0	14.0	1 3
95003-39xxx-20	95003-39001-10M <95003-39003-10M>	12.0	14.0	1 3
95003-40xxx-20	95003-40001-10M <95003-40003-10M>	12.0	16.0	1 3
95003-40xxx-3x	95003-40001-60M <95003-40003-60M>	12.0	16.0	1 3
95003-40xxx-60	95003-40001-60M <95003-40003-60M>	12.0	16.0	1 3
95003-43xxx-1x	95003-43001-10M <95003-43003-10M> <95003-43008-10M>	13.0	15.0	1 3 8
95003-43xxx-20	95003-43001-10M <95003-43003-10M> <95003-43008-10M>	13.0	15.0	1 3 8
95003-45xxx-1x	95003-45001-10M <95003-45003-10M> <95003-45008-10M>	14.0	18.0	1 3 8
95003-45xxx-20	95003-45001-10M <95003-45003-10M> <95003-45008-10M>	14.0	18.0	1 3 8
95003-50xxx-1x	95003-50001-10M <95003-50003-10M>	16.0	19.0	1 3
95003-50xxx-20	95003-50001-10M <95003-50003-10M>	16.0	19.0	1 3
95003-50xxx-3x	95003-50001-60M <95003-50003-60M>	16.0	19.0	1 3
95003-55xxx-1x	95003-55001-10M <95003-55003-10M>	17.5	20.5	1 3
95003-55xxx-20	95003-55001-10M <95003-55003-10M>	17.5	20.5	1 3
95003-60xxx-1x	95003-60001-10M <95003-60003-10M>	22.0	27.0	1 3
95003-60xxx-20	95003-60001-10M <95003-60003-10M>	22.0	27.0	1 3
95003-60xxx-3x	95003-60001-60M <95003-60003-60M>	22.0	27.0	1 3
95003-60xxx-60	95003-60001-60M <95003-60003-60M>	22.0	27.0	1 3



General purpose hoses			
Standard part No.	Bulk part No.	Bulk part	
		Inner diameter (mm)	Length (m)
95005-11xxx-3x	95005-11001-30M	11.0	1
95005-11xxx-5x	95005-11001-50M	11.0	1
95005-12xxx-1x	95005-12001-10M <95005-12003-10M>	12.0	1 3
95005-12xxx-2x	95005-12001-20M	12.0	1
95005-12xxx-3x	95005-12001-30M	12.0	1
95005-12xxx-5x	95005-12001-50M	12.0	1
95005-14xxx-1x	95005-14001-10M	14.0	1
95005-14xxx-2x	95005-14001-20M <95005-14003-20M>	14.0	1 3
95005-14xxx-3x	95005-14001-30M	14.0	1
95005-14xxx-5x	95005-14001-50M	14.0	1
95005-17xxx-1x	95005-17001-10M	17.0	1
95005-17xxx-2x	95005-17001-20M	17.0	1
95005-17xxx-3x	95005-17001-30M	17.0	1
95005-17xxx-5x	95005-17001-50M	17.0	1
95005-30xxx-3x	95005-30001-30M	3.0	1
95005-30xxx-5x	95005-30001-50M	3.0	1
95005-35xxx-1x	95005-35001-10M <95005-35003-10M> <95005-35008-10M>	3.5	1 3 8
95005-35xxx-2x	95005-35001-20M	3.5	1
95005-35xxx-3x	95005-35001-30M	3.5	1
95005-35xxx-4x	95005-35001-10M <95005-35003-10M> <95005-35008-10M>	3.5	1 3 8
95005-35xxx-5x	95005-35001-50M	3.5	1
95005-45xxx-1x	95005-45001-10M <95005-45003-10M> <95005-45008-10M>	4.5	1 3 8
95005-45xxx-2x	95005-45001-20M	4.5	1
95005-45xxx-3x	95005-45001-30M	4.5	1

General purpose hoses			
Standard part No.	Bulk part No.	Bulk part	
		Inner diameter (mm)	Length (m)
95005-45xxx-4x	95005-45001-10M <95005-45003-10M> <95005-45008-10M>	4.5	1 3 8
95005-45xxx-5x	95005-45001-50M	4.5	1
95005-50xxx-3x	95005-50001-30M <95005-50003-30M>	5.0	1 3
95005-50xxx-5x	95005-50001-50M	5.0	1
95005-55xxx-1x	95005-55001-10M <95005-55003-10M> <95005-55008-10M>	5.3	1 3 8
95005-55xxx-2x	95005-55001-20M <95005-55003-20M>	5.3	1 3
95005-55xxx-4x	95005-55001-10M <95005-55003-10M> <95005-55008-10M>	5.3	1 3 8
95005-65xxx-1x	95005-65001-10M <95005-65003-10M>	6.5	1 3
95005-65xxx-2x	95005-65001-20M	6.5	1
95005-70xxx-3x	95005-70001-30M <95005-70003-30M>	7.0	1 3
95005-70xxx-5x	95005-70001-50M	7.0	1
95005-75xxx-1x	95005-75001-10M <95005-75003-10M>	7.3	1 3
95005-75xxx-2x	95005-75001-20M	7.3	1
95005-80xxx-1x	95005-80001-10M <95005-80003-10M>	8.0	1 3
95005-80xxx-2x	95005-80001-20M	8.0	1
95005-80xxx-3x	95005-80001-30M	8.0	1
95005-80xxx-5x	95005-80001-50M	8.0	1
95005-91xxx-3x	95005-91001-30M	12.0	1
95005-91xxx-5x	95005-91001-50M	12.0	1
95005-92xxx-3x	95005-92001-30M	12.0	1
95005-92xxx-5x	95005-92001-50M	12.0	1

NOTE: X is displayed to represent the omitted numerals and letters of the roman alphabet.

⊙ **CAUTION: It is DANGEROUS to confuse the fuel hose with the general purpose hose or vinyl hose.**

Never use a general purpose hose or vinyl hose in place of a fuel hose or vice versa. Always use the correct bulk part in the parts catalogue, according to the service manual or the instructions issued with the bulk part.

• Bulk part number of fuel hose, general purpose hose and vinyl hose.

(Example)

9 5 0 0 1 - 7 5 0 0 1 - 5 0 M

Bulk part number: Refers to the bulk part.

Marking code (hose type): (fuel hose and general purpose hose)

Change code (for added hose): (Vinyl hose)

- Indicates number mark or change sequence, however, the code for the bulk part must be strictly 0 (zero).

Types of code:

- Fuel hose
  - 2: Red outside braid (3 mm inside dia. only)
  - 5: Black inside braid
  - 3: Red (3 mm inside dia. only)
  - 4: Ash gray with red stripe (3 mm inside dia. only)
  - 6: Black
- Vinyl hose
  - 1: Clear
  - 2: Black
  - 3: Light red
  - 6: Light red
  - 7: Pale black
- General hose
  - 1: Ash gray
  - 2: Ash gray
  - 3: Black
  - 5: Black

Lengths: 001: 1 m (standard)  
003: 3 m  
008: 8 m

I.D code: (fuel hose and general purpose hose)

- 30: 3.0 mm
- 35: 3.5 mm
- 45: 4.5 mm
- 50: 5.0 mm
- 55: 5.3 mm, 5.5 mm
- 65: 6.5 mm
- 70: 7.0 mm
- 75: 7.3 mm, 7.5 mm
- 80: 8.0 mm
- 11: 11 mm
- 91: 12 mm (outside dia. 15) mm
- 92: 12 mm (outside dia. 16) mm
- 12: 12 mm (outside dia. 17) mm
- 14: 14 mm
- 17: 17 mm

ID./OD. code: (vinyl hose)

- 01: ID. 2.9, OD. 6.8 mm
- 03: ID. 3.0, OD. 6.0 mm
- 05: ID. 3.5, OD. 6.5 mm
- 07: ID. 4.0, OD. 7.0 mm
- 08: ID. 4.5, OD. 6.5 mm
- 09: ID. 4.5, OD. 8.0 mm
- 12: ID. 5.0, OD. 7.0 mm
- 10: ID. 5.0, OD. 8.0 mm
- 11: ID. 5.0, OD. 9.0 mm
- 14: ID. 6.0, OD. 9.0 mm
- 17: ID. 7.0, OD. 9.0 mm
- 19: ID. 7.0, OD. 11.0 mm
- 21: ID. 8.0, OD. 9.0 mm
- 23: ID. 8.0, OD. 12.0 mm
- 25: ID. 9.0, OD. 11.0 mm
- 27: ID. 9.0, OD. 13.0 mm
- 33: ID. 10.0, OD. 14.0 mm
- 36: ID. 11.0, OD. 13.0 mm
- 37: ID. 11.0, OD. 15.0 mm
- 38: ID. 12.0, OD. 13.0 mm
- 39: ID. 12.0, OD. 14.0 mm
- 40: ID. 12.0, OD. 16.0 mm
- 43: ID. 13.0, OD. 15.0 mm
- 45: ID. 14.0, OD. 18.0 mm
- 50: ID. 16.0, OD. 19.0 mm
- 55: ID. 17.5, OD. 20.5 mm
- 60: ID. 22.0, OD. 27.0 mm

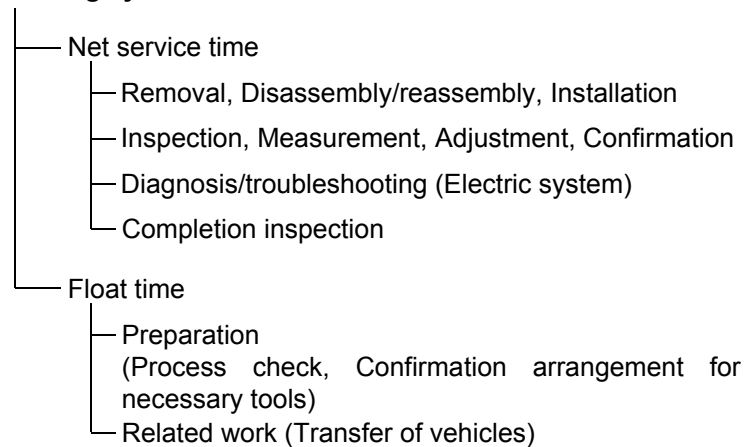
Hose type: 1: Fuel hose  
3: Vinyl hose  
5: General hose



## FLAT RATE SERVICE TIME

Flat rate service time (FRT) means the standard time required to service a MC, which is listed in this manual to help the dealers control the actual working process and calculate the service charge by using it as a guide.

### FRT setting system



\* Float time is set by multiplying the net service time by a given coefficient.

### Editorial style

The service items shown in the text are listed with the exchange work time for the repair sales parts as the subject. Other representative service items not using repair parts (removal/installation, adjustment, inspection/measuring, and other work) are listed collectively in the list in the preface, classified according to the work.

### FRT setting standard

- Decimal system (in unit of 0.1) is adopted to set FRT as it is convenient to calculate the wage.  
Example: (0.1) → 6 minutes, (0.2) → 12 minutes  
[Labor cost per hour] x [FRT] = [Wage]
- FRT is set with a hand tool.
- Service items and FRT can be subject to change depending on development of tools and service equipment and improvement in service procedure.

**Work procedure**

- As the work procedure is set with the work time according to the method in the separate Service Manual, refer to this Manual as required.
- Work methods permitting servicing in the shortest time still permitting assurance of safe work and product warranty are used for the setting of service items not listed in the Service Manual.
- Work basically is to be performed by one person, and when two or more people are required, setting is done as the total time for the number of people.
- The set value for the technological level of the workers uses a person with three years of experience in the repair of Honda vehicles as the standard.
- Special tools and service equipment used to set FRT are those specified or recommended in Service Manual.

**Service item whose FRT is not presented**

- Accessories and service parts that are not listed to use in this manual.
  - Locations with little aging deterioration or breakage during normal use.
  - Service work that can be finished by one touch.
  - Service work that is seldom done (i.e. extremely small causes of trouble and service frequency).
- \* When FRT is not presented, please calculate wages based on appropriate actual work time

**Operation not included of FRT**

- Oil and coolant water draining, Waiting time for warming up operation and etc..
- Additional operation that involves removal/installation of standard exterior equipment.
- Indirect time spent for service by visiting the customer, trade-in, and delivery of a MC.
- Indirect time required for ordering and delivery of parts.
- Cost for grease, adhesive agent, etc. used for service work.

**Explanation of FRT by using an example  
(The example may differ from the actual presented items)**

Ref. No.	L.O.N.	Description	F.R.T.
①	111118	CAMSHAFT ..... 4.5	②
③	111118A	Replace rocker arm add ..... 1.0	⑤

- ① Reference No. of the illustration of part that shows location of the replacement work.
- ② FRT is an abbreviation of Flat Rate Time indicating the standard service time required for the replacement.
- ③ LON is an abbreviation of Labor Operation Number, and it is a classification of the service items by the work unit code.

The same operation code is used regardless of the models.

Standard operation is indicated with 6 digits code, and additional operation is indicated with 7 digits code.

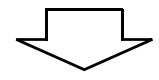
- ④ Indicating the camshaft replacement and FRT4.5.
- ⑤ Indicating FRT1.0 that will be added when additional operation (replace rocker arm) is done in association with camshaft replacement.

- ⑥ Indicating work contents that are included in the service item.
- ⑦ Indicating a reference No. whose operation and time are the same as FRT4.5 for the camshaft.

(The application range is limited to the service items without an LON setting within a same block.)

**How to refer to the service item by using the sample  
(camshaft replacement)**

Open to the page of the block where the camshaft's spare part illustration is shown.



Look for the camshaft illustration, and refer to the service item and FRT that agree with the reference No.

Indication mark for the listing of service items that continues to the following page

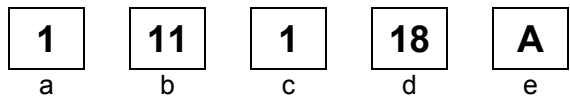
Ref. No.	L.O.N.	(Relative ref. Number) Description	F.R.T.
2	111118	CAMSHAFT .....	4.5
	.	.	.
	.	.	.

+  
Mark indicated at the last line.

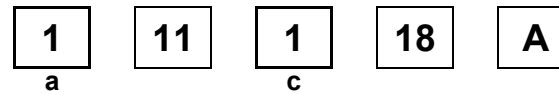
Indication of the block with no setting of FRT

Ref. No.	L.O.N.	(Relative ref. Number) Description	F.R.T.
NO INFORMATION .....			

• LON code system



- a) Category code..... Engine
- b) Location/function code ..... Engine upper
- c) Operation code..... Replace
- d) Operation sequence number (Unit code can be shown with alphabet) ..... camshaft (No regular rule of code)
- e) Additional code ..... replace rocker arm (No regular rule of code)



a) Category codes and classification

Code	Category
1	Engine
2	Transmission
3	Fuel & Exhaust
4	Frame & Body
5	Steering/Suspension
6	Electrical
7	Wheels/Brakes
8	Controls/instrument
9	-
0	-

c) Operation codes and classification

Code	Operation category
1	Replace, Removal/Installation, Change
2	Overhaul
3	Adjust, Balance
4	(Paint-related work: Top-coat)
5	Test, Inspect/diagnose, Measurement, Check
6	(Overhaul-related work: Rebore)
7	(Overhaul-related work: Reseal)
8	(Resurface)
9	(Paint-related work: Refinish)
0	Repair, Cleaning, Air bleeding

Major service items without using spare parts

(1) Removal/Installation, (2) Adjustment,  
(3) Inspection/Masurement, (4) Overhaul, (5) Other work

E: Engine, F: Frame

### \* OPERATIONS OTHER THAN REPLACING PARTS

#### (1) Removal and installation

Set for the configuration with the parts removed from the vehicle.

	LON	DESCRIPTION	FRT
E	1101E5	<b>TILTING ENGINE ASSEMBLY-REMOVAL/INSTALLATION</b> INCLUDES: All necessary adjustment	1.8
	1111K0	<b>CYLINDER HEAD ASSEMBLY-REMOVAL/INSTALLATION</b>	1.4
	3111D6	<b>CARBURETOR ASSEMBLY-REMOVAL/INSTALLATION</b>	0.5
	1101E6	<b>CRANKCASE SEPARATION</b> INCLUDES: Engine removal and installation	3.6

#### (2) Adjustment

	LON	DESCRIPTION	FRT
E	3113A0	<b>CARBURETOR IDLE-ADJUSTMENT</b>	0.1
	2123A0	<b>CLUTCH-ADJUSTMENT</b>	0.1
	6143A1	<b>SPARK PLUG-ADJUSTMENT/CLEANING</b>	0.1
	1113A0	<b>VALVE CLEARANCE-ADJUSTMENT</b> NOTE: For 1 vehicle	0.4
F	6163A0	<b>HEADLIGHT-AIMING</b>	0.1
	2133A0	<b>DRIVE CHAIN-ADJUSTMENT</b>	0.1
	7113A0	<b>FRONT BRAKE-ADJUSTMENT</b> EXCLUDES: Front brake shoe adjustment	0.1
	7113A1	<b>REAR BRAKE-ADJUSTMENT</b> EXCLUDES: Rear brake shoe adjustment	0.1
	3113A3	<b>THROTTLE OPERATION-ADJUSTMENT</b>	0.1

#### (3) Inspection, Measurement

	LON	DESCRIPTION	FRT
E	1115A0	<b>COMPRESSION PRESSURE-MEASUREMENT</b>	0.1
	3115A0	<b>CARBURETOR FLOAT LEVEL-MEASUREMENT</b>	0.5
	6145A0	<b>IGNITION TIMING-INSPECTION</b>	0.2
F	6105A0	<b>BATTERY-CHECKING OF ELECTROLYTE LEVEL &amp; CHARGE</b>	0.2

#### (4) Overhaul

Work condition: The required Measurements, inspections, adjustments, and cleaning/washing of each part are performed, including the main body removal/installation work and the replacement of defective parts.

	LON	DESCRIPTION	FRT
E	311200	<b>CARBURETOR-OVERHAUL</b> INCLUDES: All necessary adjustment	0.7

#### (5) Other work

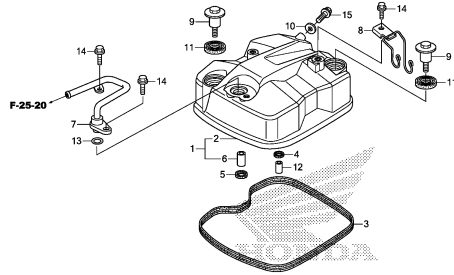
	LON	DESCRIPTION	FRT
E	1130A1	<b>OIL FILTER SCREEN-CLEANING</b>	0.6
F	7110A0	<b>FRONT BRAKE-AIR BLEEDING</b>	0.2

# ENGINE GROUP

**C13**

**E-1**

**CYLINDER HEAD COVER**

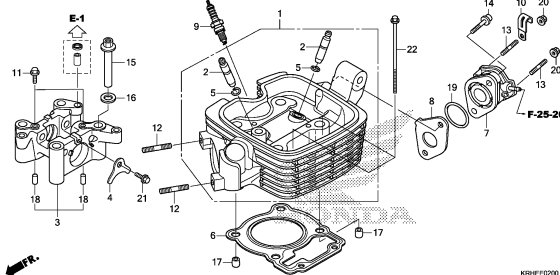


**E 1**

KRHEE0100

**E-2**

**CYLINDER HEAD**

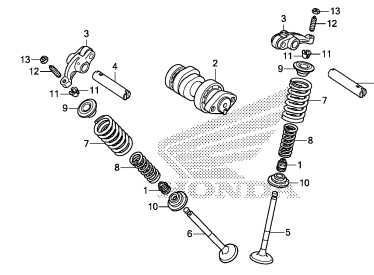


**E 2**

KRHEE0200

**E-3**

**CAMSHAFT/VALVE**

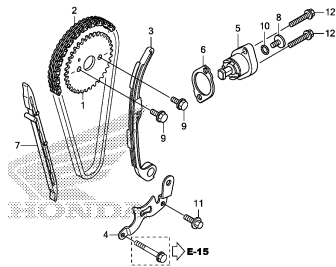


**E 4**

KRHEE0300

**E-4**

**CAM CHAIN/TENSIONER**

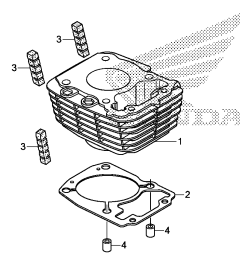


**E 5**

KRHEE0400

**E-5**

**CYLINDER**

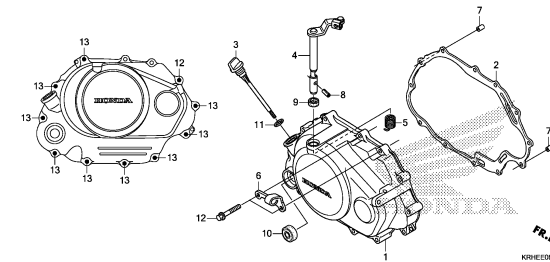


**E 6**

KRHEE0500

**E-6**

**RIGHT CRANKCASE COVER**

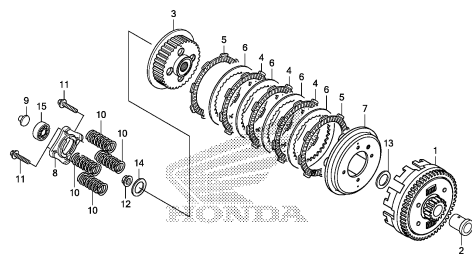


**E 7**

KRHEE0600

**E-8**

**CLUTCH**

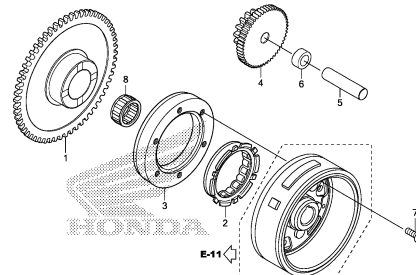


**E 8**

KRHEE0800

**E-9**

**STARTING CLUTCH**

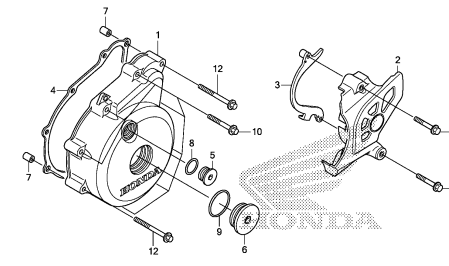


**E 9**

KRHEE0900

**E-10**

**LEFT CRANKCASE COVER**



**E10**

KRHEE1000

**2**



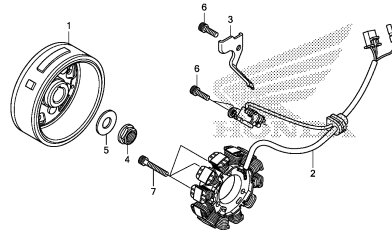
# ENGINE GROUP

C14

E-11

GENERATOR

E11

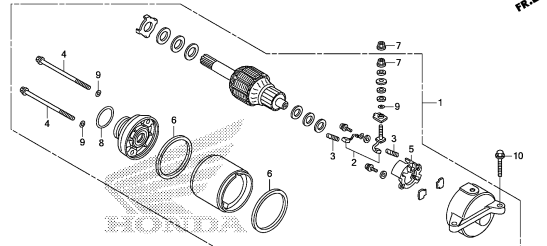


KRHEE1100

E-13

STARTER MOTOR

E12

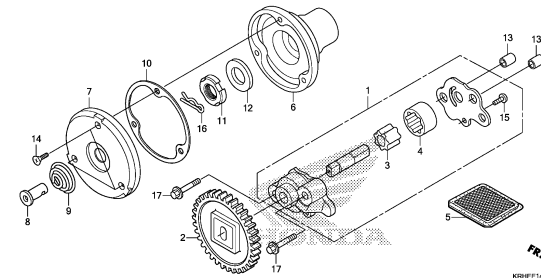


KRHEE1300

E-14

OIL PUMP

E13

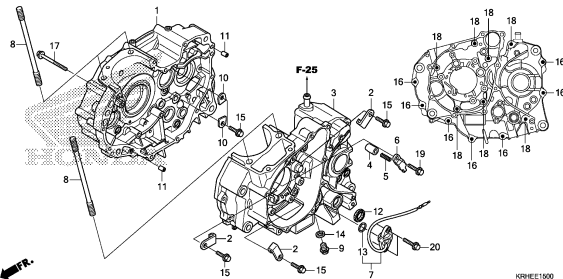


KRHEE1400

E-15

CRANKCASE

E14

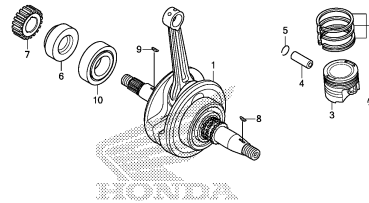


KRHEE1500

E-16

CRANKSHAFT/PISTON

E15

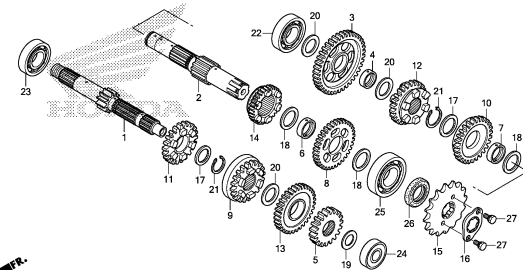


KRHEE1600

E-17

TRANSMISSION

E16

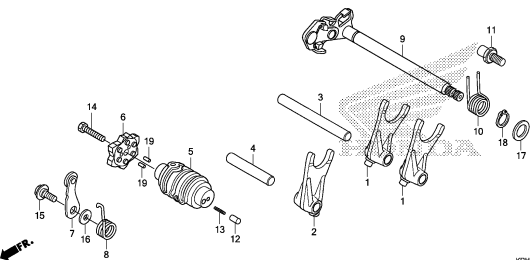


KRHEE1700

E-19

GEARSHIFT DRUM

F 2

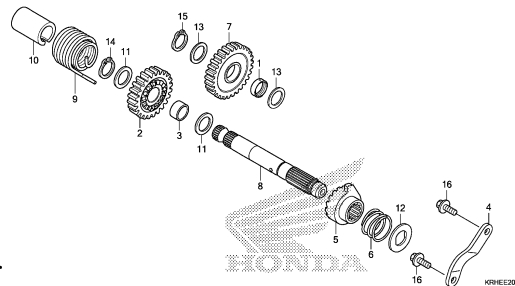


KRHEE1900

E-20

KICK STARTER SPINDLE

F 3

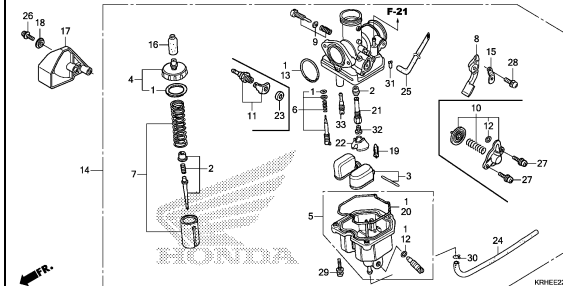


KRHEE2000

E-22

CARBURETOR

F 4



KRHEE2200

2

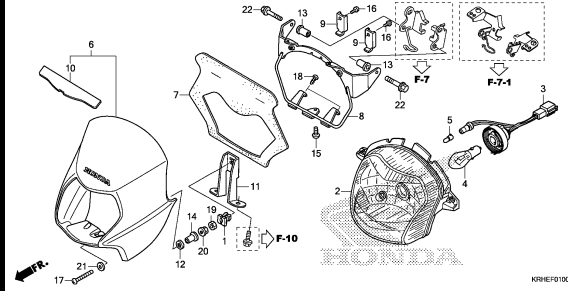
# FRAME GROUP

**C15**

**F-1**

HEADLIGHT

**G 1**

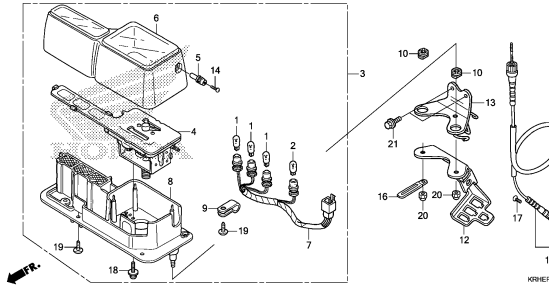


KRHEF0100

**F-2**

METER

**G 2**

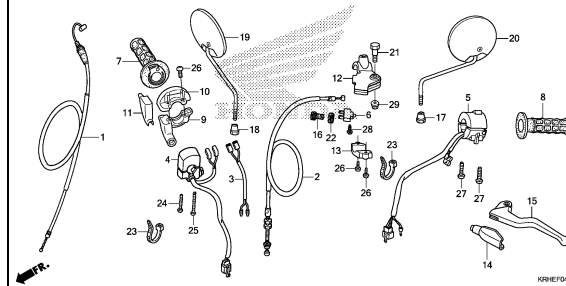


KRHEF0200

**F-4**

HANDLE LEVER/SWITCH/CABLE/MIRROR  
(XR125LEK/LK)

**G 3**

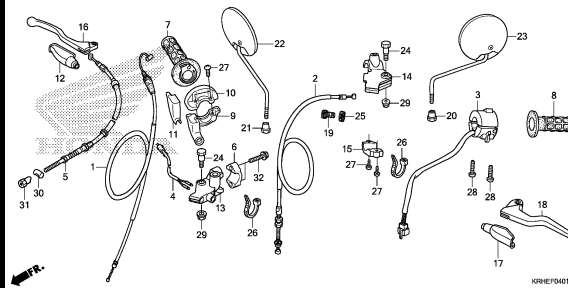


KRHEF0300

**F-4-1**

HANDLE LEVER/SWITCH/CABLE/MIRROR  
(XL125LK)

**G 5**

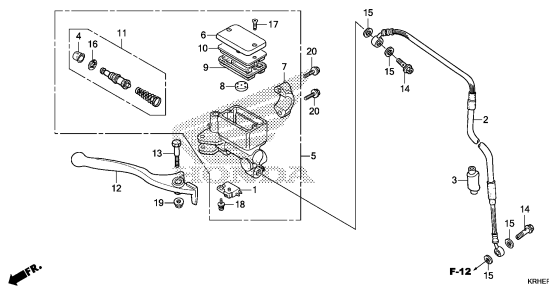


KRHEF0401A

**F-5**

FRONT BRAKE MASTER CYLINDER

**G 7**

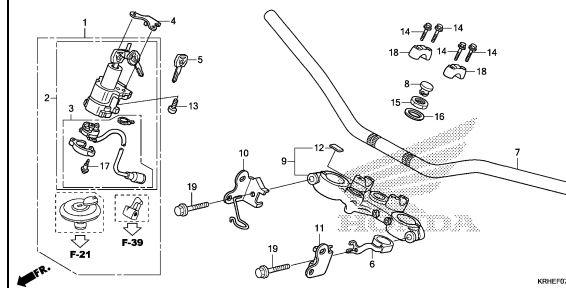


KRHEF0500

**F-7**

HANDLE PIPE/TOP BRIDGE  
(XR125LEK/LK)

**G 8**

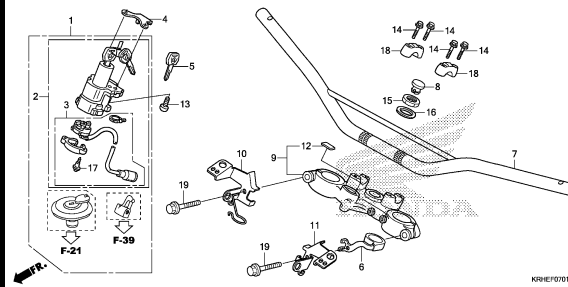


KRHEF0700

**F-7-1**

HANDLE PIPE/TOP BRIDGE(XL125LK)

**G 9**

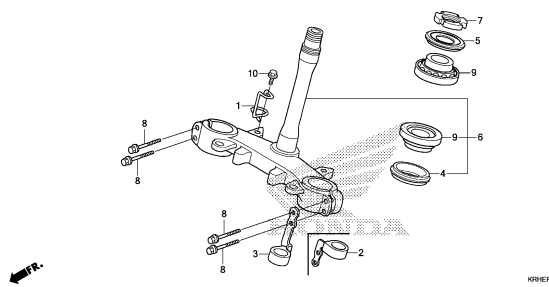


KRHEF0701

**F-9**

STEERING STEM

**G10**

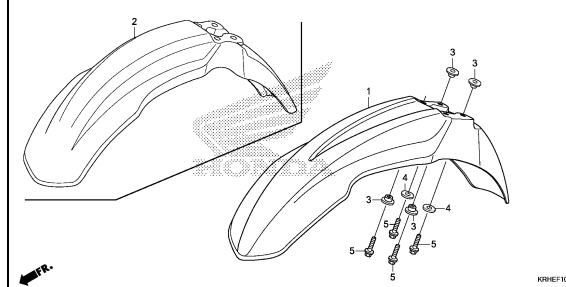


KRHEF0900

**F-10**

FRONT FENDER

**G11**



KRHEF1000

**3**

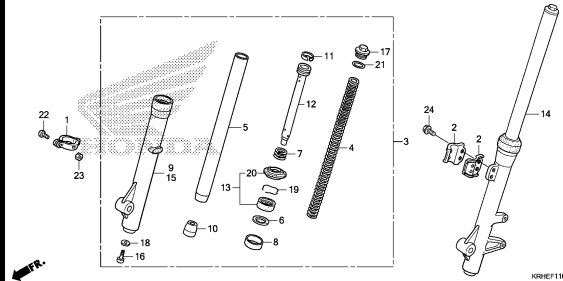
# FRAME GROUP

C16

F-11

FRONT FORK(XR125LEK/LK)

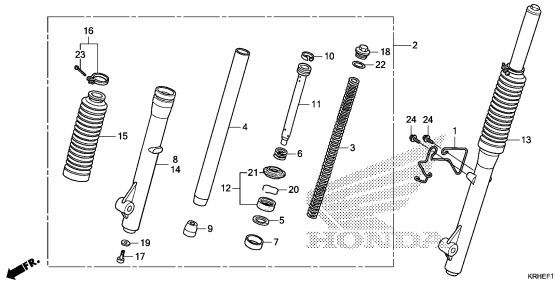
G12



F-11-1

FRONT FORK(XL125LK)

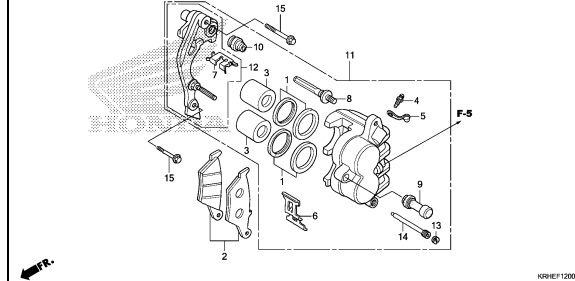
G13



F-12

FRONT BRAKE CALIPER

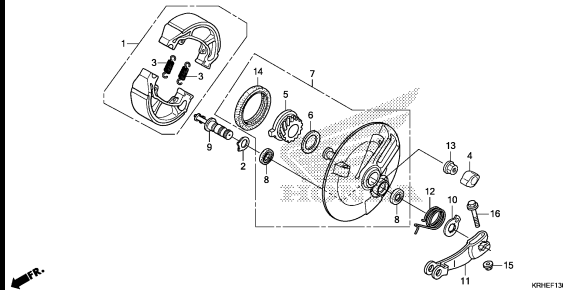
G14



F-13

FRONT BRAKE PANEL

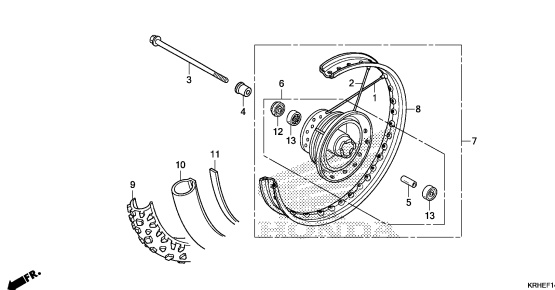
G15



F-14-10

FRONT WHEEL(XL125LK)

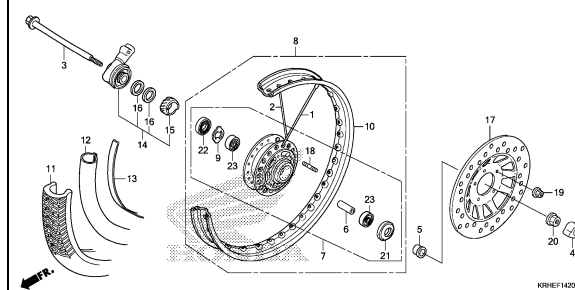
G16



F-14-20

FRONT WHEEL(XR125LEK/LK)

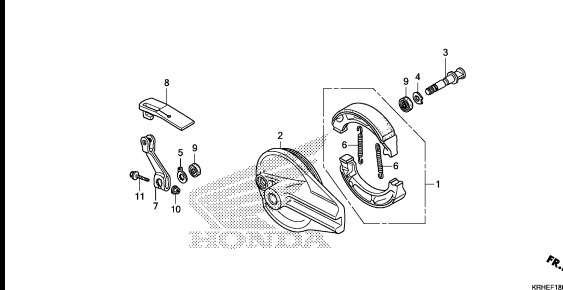
H 1



F-18

REAR BRAKE PANEL

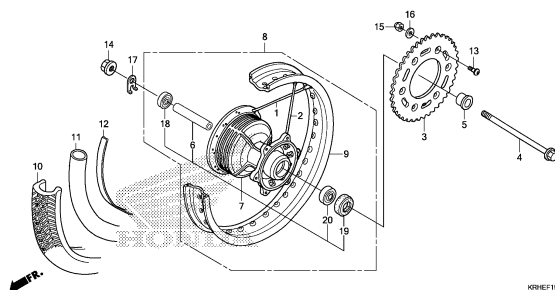
H 3



F-19-10

REAR WHEEL

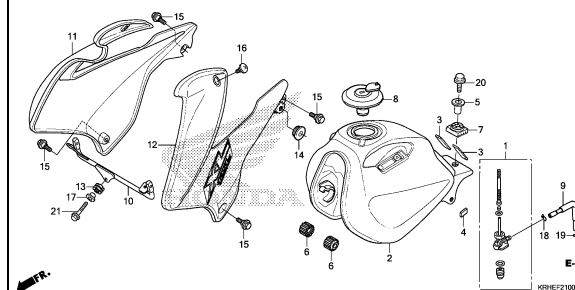
H 4



F-21

FUEL TANK

H 6



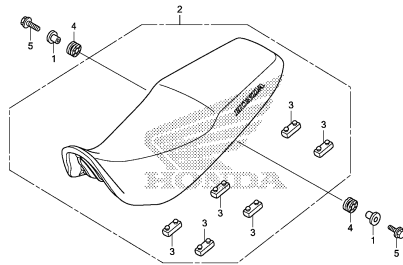
# FRAME GROUP

**D 1**

**F-23**

**SEAT**

**H 8**

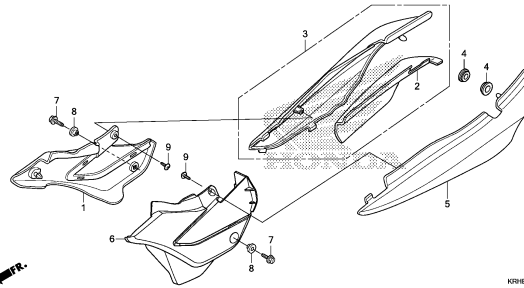


KRHF2300

**F-24**

**SIDE COVER**

**H 9**

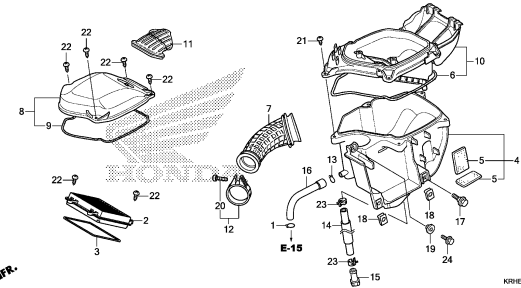


KRHF2400

**F-25**

**AIR CLEANER**

**H10**

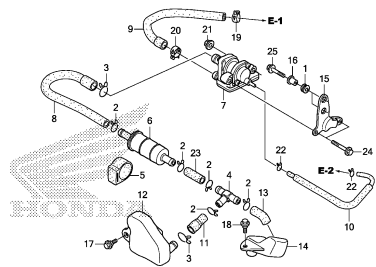


KRHF2500

**F-25-20**

**AIR SUCTION VALVE**

**H11**

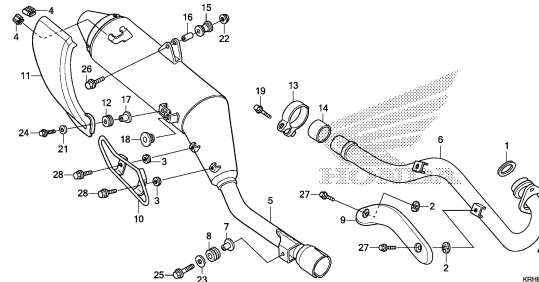


KRHF2520

**F-27**

**EXHAUST MUFFLER**

**H12**

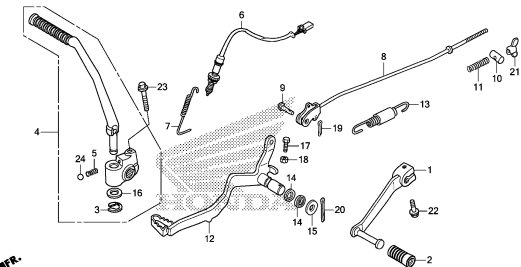


KRHF2700

**F-29**

**PEDAL**

**H14**

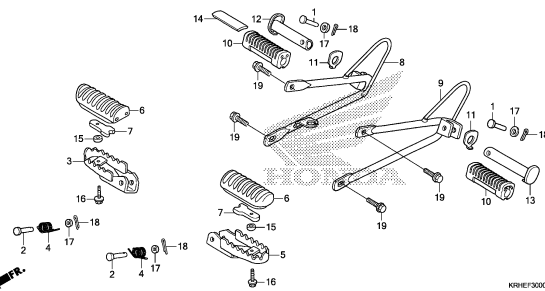


KRHF2900

**F-30**

**STEP**

**H15**

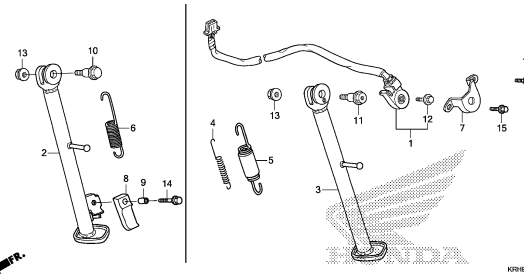


KRHF3000

**F-31**

**STAND**

**H16**

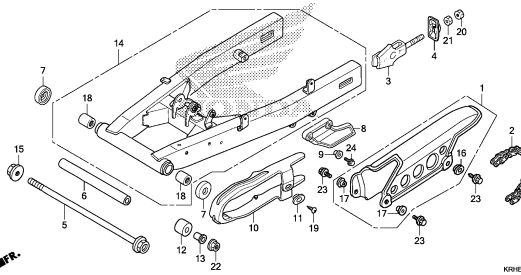


KRHF3100

**F-32**

**SWINGARM**

**I 1**



KRHF3200

**3**

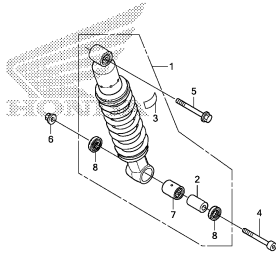
# FRAME GROUP

D 2

F-33

REAR CUSHION

I 3

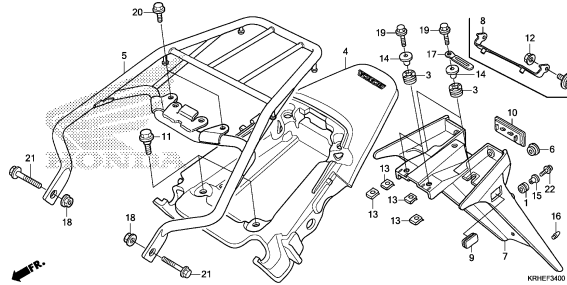


KRHEF3300

F-34

REAR FENDER(XR125LEK/LK)

I 4

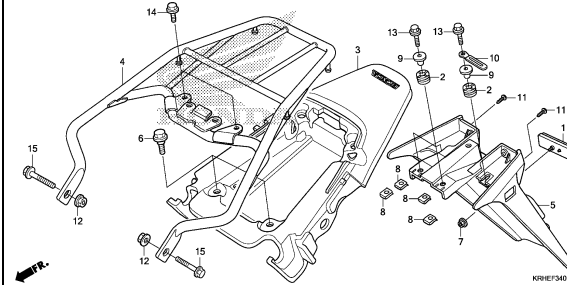


KRHEF3400

F-34-1

REAR FENDER(XL125LK)

I 6

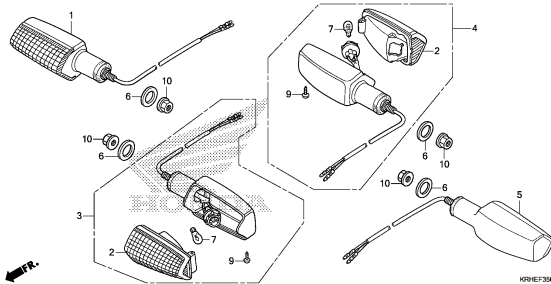


KRHEF3401

F-35

WINKER(XR125LEK/LK)

I 7

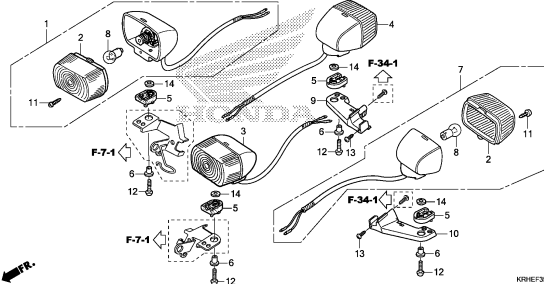


KRHEF3500

F-35-1

WINKER(XL125LK)

I 8

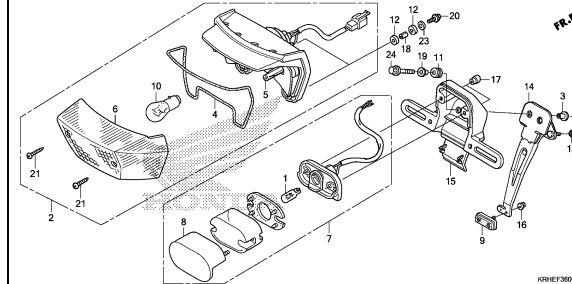


KRHEF3501

F-36

TAILLIGHT

I 9

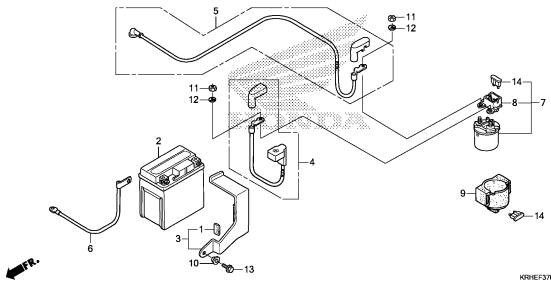


KRHEF3600

F-37

BATTERY

I 11

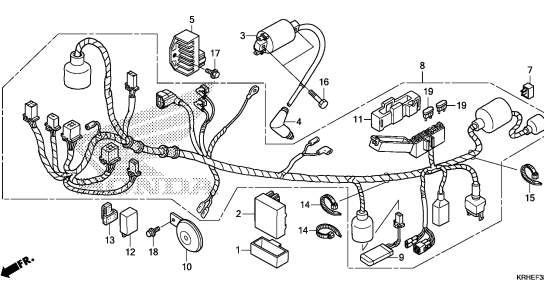


KRHEF3700

F-38

WIRE HARNESS(XR125LEK)

I 12

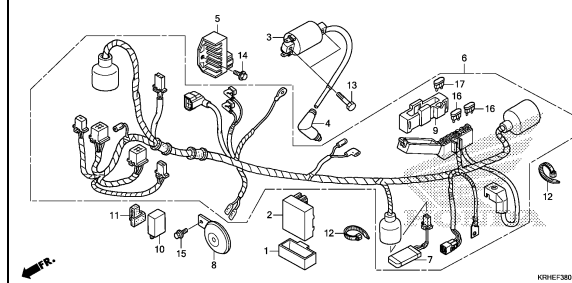


KRHEF3800

F-38-1

WIRE HARNESS(XR125LK/XL125LK)

I 13



KRHEF3801

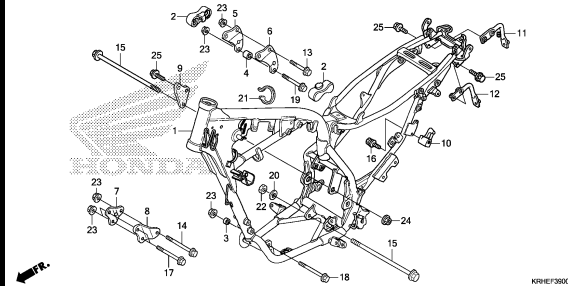
# FRAME GROUP

**D 3**

**F-39**

FRAME BODY

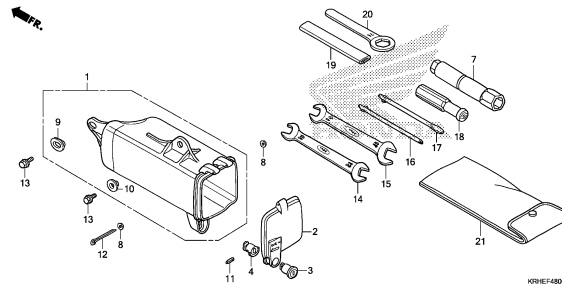
**I14**



**F-48**

TOOLS

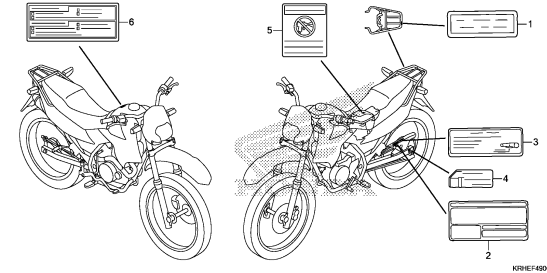
**I16**



**F-49**

CAUTION LABEL(XR125LEK/LK)

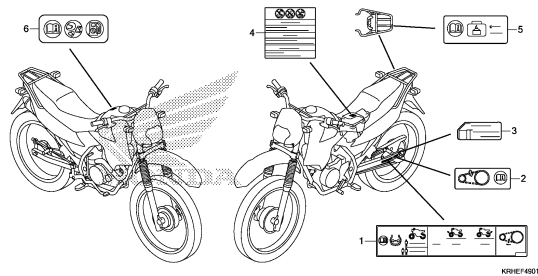
**J 1**



**F-49-1**

CAUTION LABEL(XL125LK)

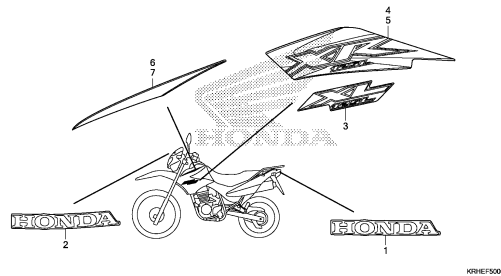
**J 2**



**F-50**

MARK/STRIPE

**J 3**

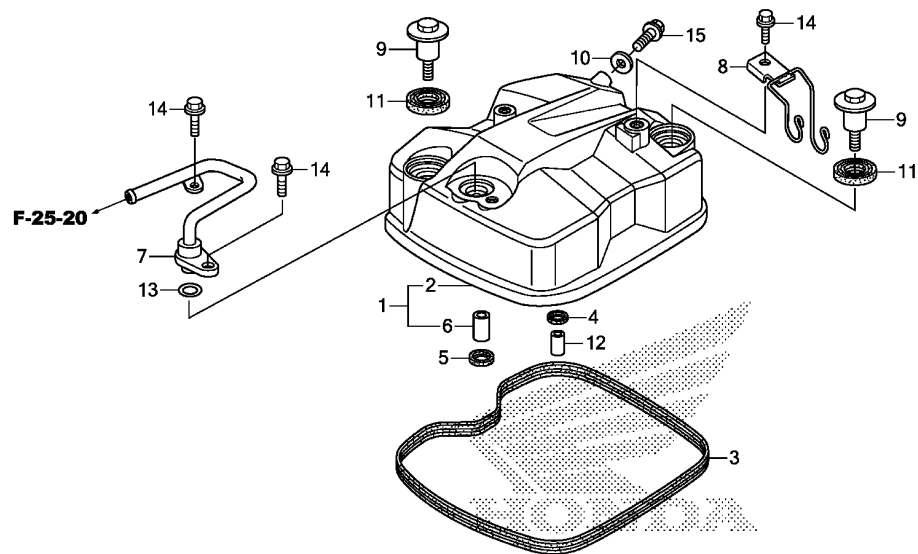


**3**

E-1

CYLINDER HEAD COVER

E 1



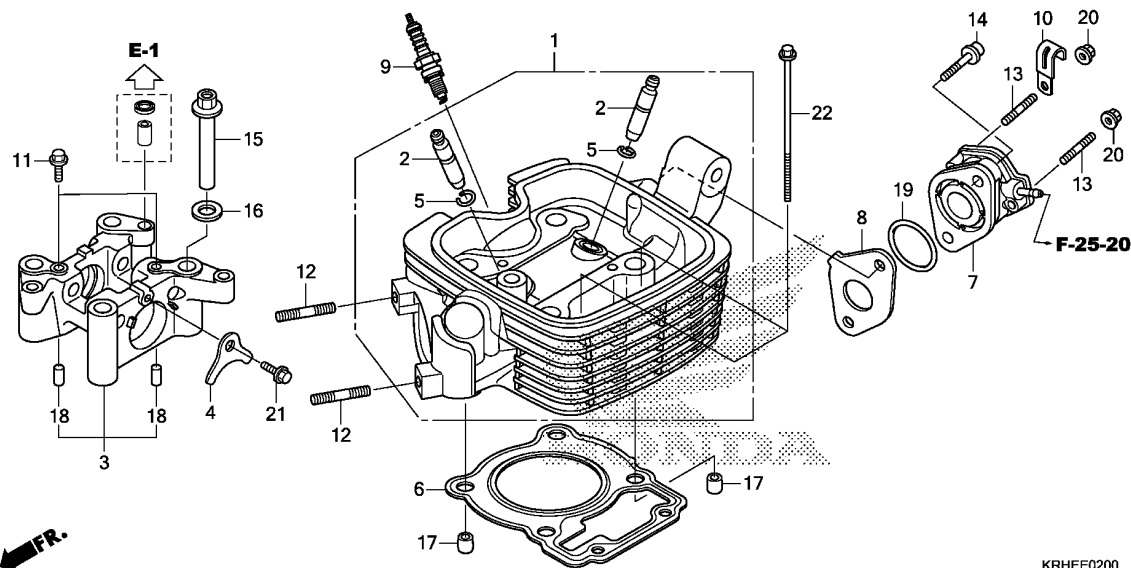
KRHEE0100

Ref. No.	L.O.N.	(Relative ref. Number) Description	F.R.T.
1	1111C4	COVER, CYLINDER HEAD .....	0.3
3	1111D2	GASKET, CYLINDER HEAD COVER ..	0.3
7	3111D1	PIPE, SECONDARY AIR .....	0.3

Ref. No.	Part No.	Description	Reqd. QTY			Serial No.	Parts catalogue code
			XR125 LEK C	XL125 LK C	XL125 LK C		
1	12310-KWK-901	COVER COMP., CYLINDER HEAD ..	1	1	-		
2	12311-KRH-780	COVER, CYLINDER HEAD .....	-	-	1		
3	12391-KRM-840	GASKET, HEAD COVER .....	1	1	1		
4	12396-KRM-840	GASKET B, HEAD COVER .....	1	1	1		
5	12397-KWG-601	GASKET C, HEAD COVER .....	1	1	-		
	12397-KYE-901	GASKET C, HEAD COVER(ARAI) ..	1	1	-		
6	12398-KWK-900	COLLAR, 10MM .....	1	1	-		
7	18640-KRH-A00	PIPE COMP., AIR FEED .....	1	1	-		
8	18700-KWK-900	GUIDE COMP., AIR SUCTION VALVE TUBE	1	1	-		
9	90003-KFG-000	BOLT, L. CRANKCASE COVER .....	2	2	2		
10	90463-KRM-840	WASHER, SEALING, 6.2X12X1.2 ..	1	1	1		
11	90543-MV9-670	RUBBER, MOUNTING .....	2	2	2		
12	90702-KRM-840	DOWEL PIN, 8X14 .....	1	1	1		
13	91309-KVX-A00	O-RING, 9.8X2.8 .....	1	1	-		
	91309-MJO-003	O-RING, 9.8X2.8(ARAI) .....	1	1	-		
14	95701-06016-00	BOLT, FLANGE, 6X16 .....	3	3	-		
15	96001-06012-00	BOLT, FLANGE, 6X12 .....	1	1	1		

E-2

CYLINDER HEAD



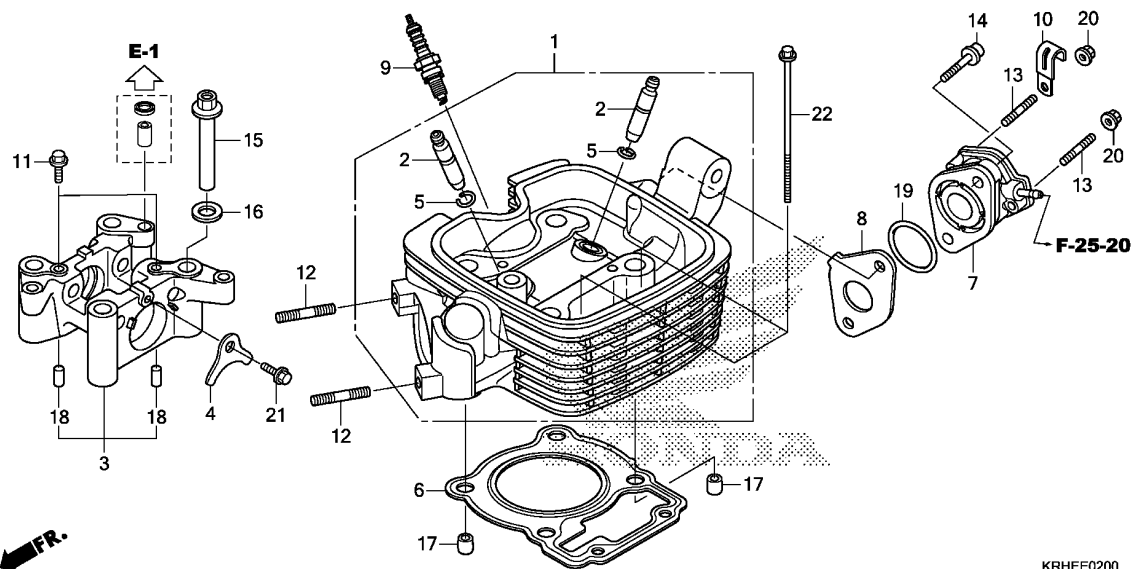
KRHEE0200

Ref. No.	L.O.N.	(Relative ref. Number) Description	F.R.T.
1	111106	HEAD, CYLINDER ..... .INCLUDES: Valve adjust and reface	2.2
2	1111L9	GUIDE, INTAKE VALVE(ONE) ..... .INCLUDES: Reaming .INCLUDES: Valve adjust and reface	2.2
	1111M0	GUIDE, EXHAUST VALVE(ONE) .... .INCLUDES: Reaming .INCLUDES: Valve adjust and reface	2.2
	1111M9	GUIDE, VALVE :FOR 1 VEHICLE .. .INCLUDES: Reaming .INCLUDES: Valve adjust and reface	2.5
3	1111B4	HOLDER, CAMSHAFT .....	0.9
6	111115	GASKET, CYLINDER HEAD .....	1.4
7	311131	INSULATOR, THROTTLE BODY/ CARBURETOR .....	0.5
9	614130	PLUG, SPARK .....	0.1

Ref. No.	Part No.	Description	Reqd. QTY			Serial No.	Parts catalogue code
			XR125 LEK C	XL125 LK C	XL125 LK C		
1	12200-KRH-A00	HEAD COMP., CYLINDER .....	1	1	-		
	12200-KRH-780	.....	-	-	1		
2	12204-KRM-305	GUIDE, VALVE(O.S.) .....	2	2	2		
3	12210-KVX-600	HOLDER COMP., CAMSHAFT .....	1	1	1		
4	12212-KRM-840	PLATE, STOPPER .....	1	1	1		
5	12213-KRM-840	CLIP, VALVE GUIDE .....	2	2	2		
	12213-KTT-900	.....	2	2	2		
6	12251-KTE-911	GASKET, CYLINDER HEAD (NIPPON LEAKLESS)	1	1	1		
	12251-KVX-A00	GASKET, CYLINDER HEAD .....	1	1	1		
	12252-KVX-600	GASKET, CYLINDER HEAD (OS. 0.75/1.00)	(1)	(1)	(1)		
7	16210-KWK-900	INSULATOR, CARBURETOR .....	1	1	-		
	16210-KRH-780	INSULATOR COMP., CARBURETOR ..	-	-	1		
8	16214-KWK-900	GASKET, CARBURETOR INSULATOR ..	1	1	1		
9	31916-KRM-841	PLUG, SPARK(CPR8EA-9)(NGK) ..	(1)	(1)	(1)		
	31917-KPH-901	PLUG, SPARK(CPR7EA-9)(NGK) ..	1	1	1		
10	32925-958-000	CLIP, PULSER CORD .....	-	-	1		
11	90002-KRM-840	BOLT, FLANGE, 5X14 .....	2	2	2		
12	90035-KRM-840	BOLT, STUD, 8X22 .....	2	2	2		
13	90035-KWK-900	BOLT, STUD, 6X19 .....	2	2	2		
14	90091-KRM-840	BOLT, FLANGE SOCKET, 6X22 ...	2	2	2		
15	90306-KRM-840	NUT, CYLINDER HEAD .....	4	4	4		
16	90404-KPT-A00	WASHER, PLAIN, 12MM .....	4	4	4		
17	90703-KRM-840	DOWEL PIN, 10X12 .....	2	2	2		
18	90704-KRM-840	DOWEL PIN, 6X10 .....	2	2	2		

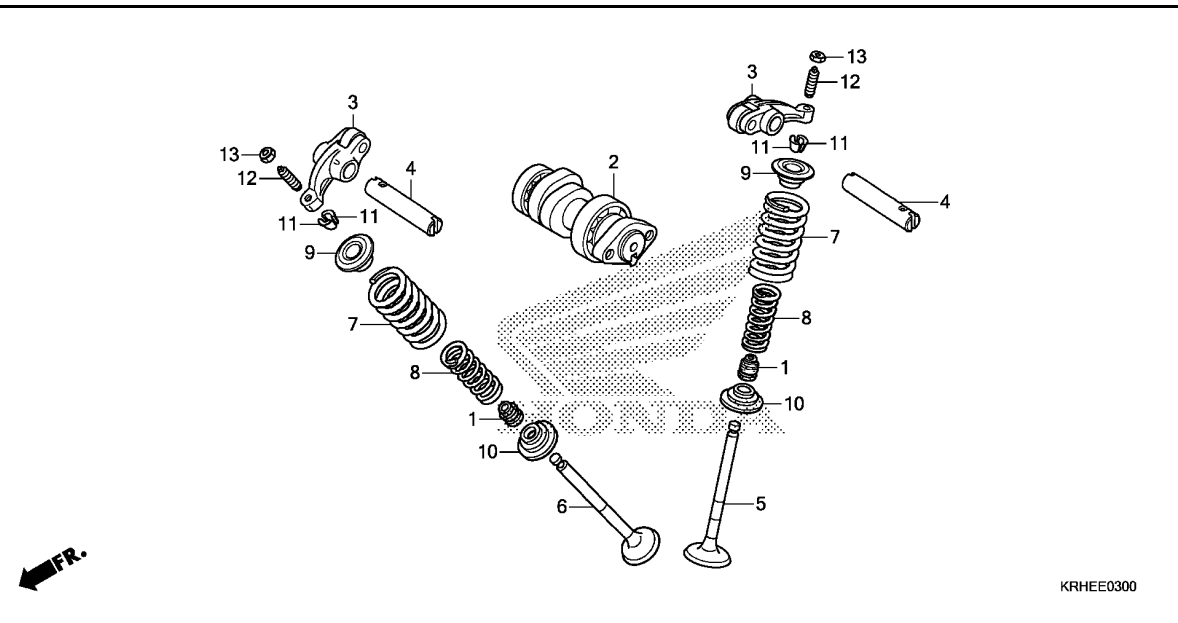






KRHEE0200

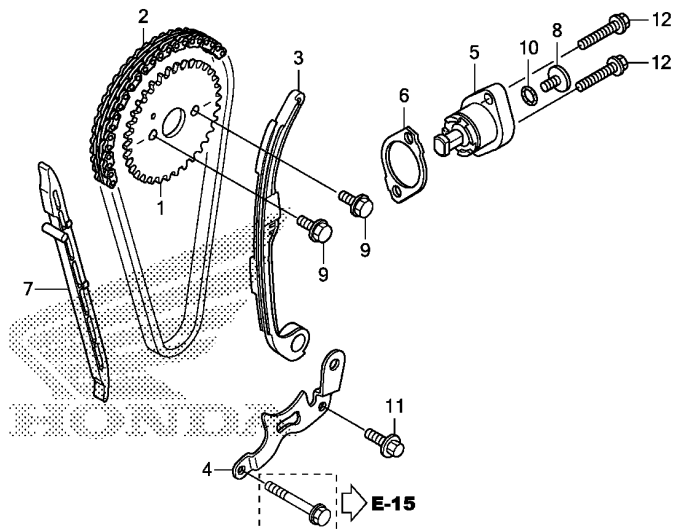
Ref. No.	Part No.	Description	Reqd. QTY			Serial No.	Parts catalogue code
			XR125 LEK C	XL125 LK C	XL125 LK C		
19	91304-KRM-840	O-RING, 33.5X3.0 .....	1	1	1		
20	94050-06000	NUT, FLANGE, 6MM .....	2	2	2		
21	95701-06014-00	BOLT, FLANGE, 6X14 .....	1	1	1		
22	95801-06105-00	BOLT, FLANGE, 6X105 .....	2	2	2		



Ref. No.	L.O.N.	(Relative ref. Number) Description	F.R.T.
2	111118	CAMSHAFT ..... .INCLUDES: Valve adjustment (4)	0.7
3	1111K8	ARM, INTAKE VALVE ROCKER(ONE) .INCLUDES: Valve adjustment	0.8
	1111K9	ARM, EXHAUST VALVE ROCKER(ONE) .INCLUDES: Valve adjustment	0.8
	1111L8	ARM, VALVE ROCKER :FOR 1 VEHICLE .....	0.8
		.INCLUDES: Valve adjustment	
5	1111N0	VALVE, INTAKE(ONE) .....	1.7
		.INCLUDES: Refacing	
6	1111N1	VALVE, EXHAUST(ONE) .....	1.7
		.INCLUDES: Refacing	
	1111P0	VALVE :FOR 1 VEHICLE .....	1.9
		.INCLUDES: Refacing (1,8,9,10,11)	
7	1111P2	INTAKE VALVE SPRING AND/OR STEM SEAL(ONE) .....	1.5
	1111P3	EXHAUST VALVE SPRING AND/OR STEM SEAL(ONE) .....	1.5
	1111Q2	VALVE SPRING AND/OR STEM SEAL :FOR 1 VEHICLE .....	1.6

Ref. No.	Part No.	Description	Reqd. QTY			Serial No.	Parts catalogue code
			XR125 LEK C	XL125 LK C	XL125 LK C		
1	12209-GB4-682	SEAL, VALVE STEM(ARAI) .....	2	2	2		
2	14100-KVX-600	CAMSHAFT COMP. ....	1	1	1		
3	14430-KTT-900	ARM COMP., VALVE ROCKER .....	2	2	2		
4	14451-KTT-900	SHAFT, ROCKER ARM .....	2	2	2		
5	14711-KTE-910	VALVE, IN. ....	1	1	1		
6	14721-KWF-900	VALVE, EX. ....	1	1	1		
7	14751-KSP-910	SPRING, VALVE OUTER .....	2	2	2		
8	14761-KSP-910	SPRING, VALVE INNER .....	2	2	2		
9	14771-KSP-910	RETAINER, VALVE SPRING .....	2	2	2		
10	14777-KGH-900	SEAT, VALVE SPRING .....	2	2	2		
11	14781-MA6-000	COTTER, VALVE .....	4	4	4		
12	90012-KK3-830	SCREW, TAPPET ADJUSTING .....	2	2	2		
13	90206-250-000	NUT, TAPPET ADJUSTING .....	2	2	2		





KRHEE0400

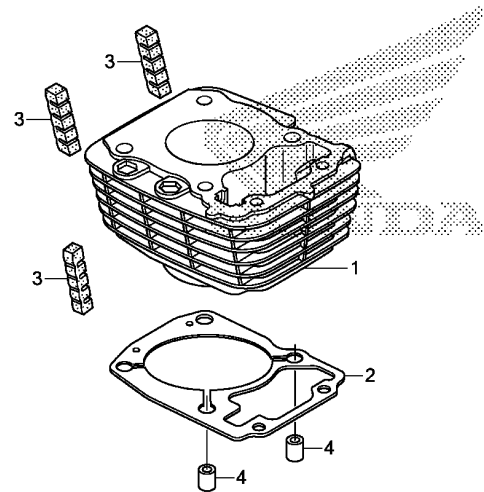
Ref. No.	L.O.N.	(Relative ref. Number) Description	F.R.T.
1	1111Q4	SPROCKET, CAM .....	0.5
2	110140	CHAIN, CAM .....	1.0
3	111130	TENSIONER, CAM CHAIN .....	0.9
5		(6)	
	111133	LIFTER, TENSIONER .....	0.2
7	111139	GUIDE, CAM CHAIN .....	1.4

Ref. No.	Part No.	Description	Reqd. QTY			Serial No.	Parts catalogue code
			XR125 LEK C	XL125 LK C	XL125 LK C		
1	14321-KRM-840	SPROCKET, CAM(34T) .....	1	1	1		
2	14401-KVJ-911	CHAIN, CAM(94L)(DAIDO) .....	1	1	1		
3	14510-KRM-842	TENSIONER ASSY., CAM CHAIN ..	1	1	1		
4	14515-KRM-840	PLATE, TENSIONER SETTING .....	1	1	1		
5	14520-KTT-900	LIFTER ASSY., TENSIONER .....	1	1	1		
6	14560-KSP-910	GASKET, TENSIONER LIFTER .....	1	1	1		
7	14610-KSP-910	GUIDE, CAM CHAIN .....	1	1	1		
8	90005-KY7-000	SCREW, PAN, 6X6 .....	1	1	1		
9	90083-KRM-840	BOLT, KNOCK, 5MM .....	2	2	2		
10	91306-KRM-840	O-RING, 1.5X9.5 .....	1	1	1		
11	95701-06016-00	BOLT, FLANGE, 6X16 .....	1	1	1		
12	96001-06022-00	BOLT, FLANGE, 6X22 .....	2	2	2		

E-5

CYLINDER

E 6



KRHEE0500

Ref. No.	L.O.N.	(Relative ref. Number) Description	F.R.T.
1	1111A5	CYLINDER .....	1.7
2	111102	GASKET, CYLINDER .....	1.6

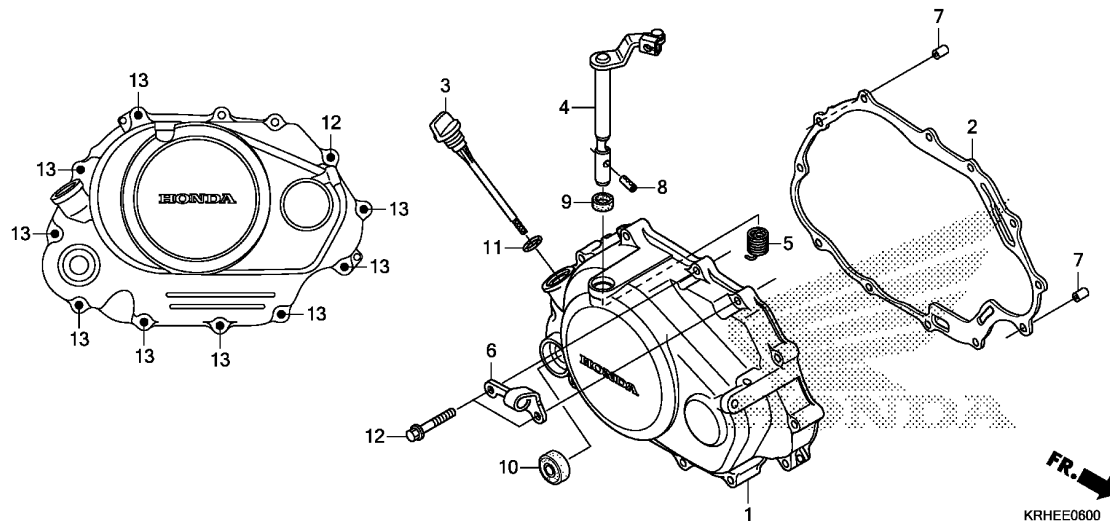
Ref. No.	Part No.	Description	Reqd. QTY			Serial No.	Parts catalogue code
			XR125 LEK C	XL125 LK C	XL125 LK C		
1	12100-KRH-780	CYLINDER COMP. ....	1	1	1		
2	12191-KWK-900	GASKET, CYLINDER .....	1	1	1		
3	12195-KTE-910	RUBBER, INSERT .....	3	3	3		
4	90703-KRM-840	DOWEL PIN, 10X12 .....	2	2	2		

2

E-6

RIGHT CRANKCASE COVER

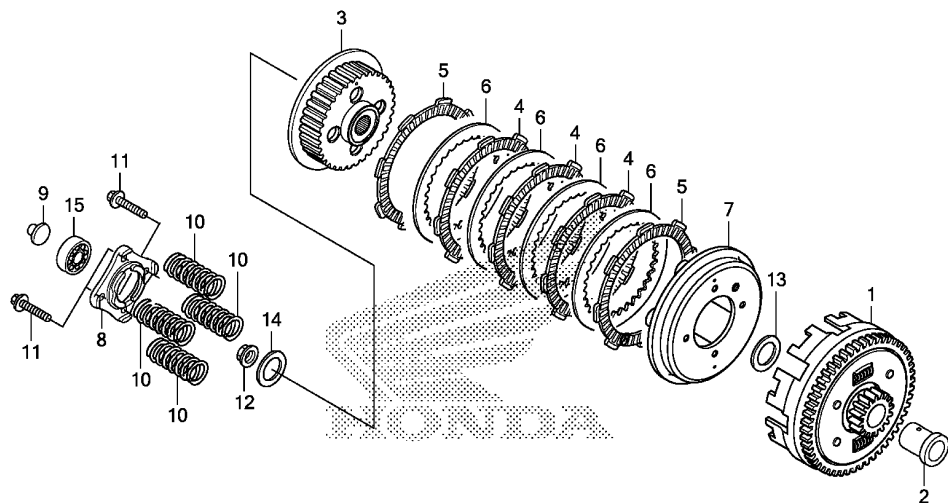
E 7



Ref. No.	L.O.N.	(Relative ref. Number) Description	F.R.T.
1	110159	COVER, CRANKCASE :RIGHT	0.7
2	110158	GASKET, CRANKCASE COVER :RIGHT (5)	0.6
4	2121A7	LEVER, CLUTCH	0.7
10	112105	OIL SEAL, KICK STARTER SPINDLE	0.6

Ref. No.	Part No.	Description	Reqd. QTY			Serial No.	Parts catalogue code
			XR125 LEK C	LK C	XL125 LK C		
1	11330-KWK-900	COVER COMP., R. CRANKCASE	1	1	1		
2	11393-KWK-900	GASKET, R. CRANKCASE COVER	1	1	1		
3	15651-KPT-A00	GAUGE, OIL LEVEL	1	1	1		
4	22810-KRM-B00	LEVER COMP., CLUTCH	1	1	1		
5	22815-KTT-900	SPRING, CLUTCH LEVER	1	1	1		
6	22821-KRM-840	RECEIVER, CLUTCH CABLE	1	1	1		
7	90702-KRM-840	DOWEL PIN, 8X14	2	2	2		
8	90703-KRH-900	PIN, SPRING, 3X10	1	1	1		
9	91202-KSP-910	OIL SEAL, 12X18X4	1	1	1		
10	91204-KSP-911	OIL SEAL, 16X28X7	1	1	1		
11	91307-KRM-840	O-RING, 18X3	1	1	1		
12	96001-06030-00	BOLT, FLANGE, 6X30	3	3	3		
13	96001-06040-00	BOLT, FLANGE, 6X40	9	9	9		

2



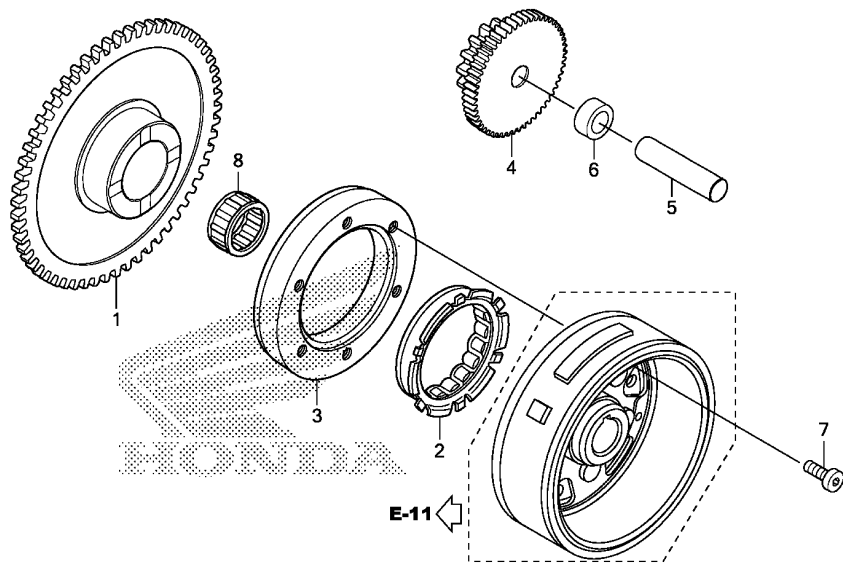
Ref. No.	L.O.N.	(Relative ref. Number) Description	F.R.T.
1	2121A0	OUTER, CLUTCH .....	1.0
3	212112	CENTER, CLUTCH .....	1.0
4	2121A1	(5,6) DISC, CLUTCH FRICTION .....	1.0
		.NOTE: Same time for two units or more	
7	2121A3	PLATE, CLUTCH PRESSURE .....	1.0
8	2121A4	PLATE, CLUTCH LIFTER .....	0.7
9	2121B6	ROD, CLUTCH LIFTER .....	0.6
10	212107	SPRING, CLUTCH .....	0.7
		.NOTE: Same time for two units or more	
15	2121B4	BEARING, CLUTCH LIFTER .....	0.6

Ref. No.	Part No.	Description	Reqd. QTY			Serial No.	Parts catalogue code
			XR125 LEK C	XL125 LK C	XL125 LK C		
1	22100-KWK-900	OUTER COMP., CLUTCH .....	1	1	1		
2	22115-KSP-910	GUIDE, CLUTCH OUTER .....	1	1	1		
3	22120-KTT-900	CENTER, CLUTCH .....	1	1	1		
4	22201-KTT-900	DISK, CLUTCH FRICTION .....	3	3	3		
5	22202-KTT-900	DISK, CLUTCH FRICTION .....	2	2	2		
6	22321-KTT-900	PLATE, CLUTCH .....	4	4	4		
7	22355-KTT-900	PLATE, CLUTCH PRESSURE .....	1	1	1		
8	22361-KTT-900	PLATE, CLUTCH LIFTER .....	1	1	1		
9	22366-KRM-840	ROD, CLUTCH LIFTER .....	1	1	1		
10	22401-KRM-840	SPRING, CLUTCH .....	4	4	4		
11	90008-KTT-900	BOLT, FLANGE, 6X25 .....	4	4	4		
12	90202-KRM-840	NUT, SPECIAL FLANGE, 14MM .....	1	1	1		
13	90405-KTT-900	WASHER, PLAIN, 17MM .....	1	1	1		
14	90501-KPT-A00	WASHER, 14.1X29X2.8 .....	1	1	1		
15	96100-60030-00	BEARING, RADIAL BALL, 6003 .....	1	1	1		



E-9

STARTING CLUTCH



KRHEE0900

Ref. No.	L.O.N.	(Relative ref. Number) Description	F.R.T.
1	612120	GEAR, STARTER DRIVEN .....	0.5
3		(2)	
	612131	OUTER, STARTING CLUTCH .....	0.6
4	612125	GEAR, STARTER REDUCTION .....	0.3

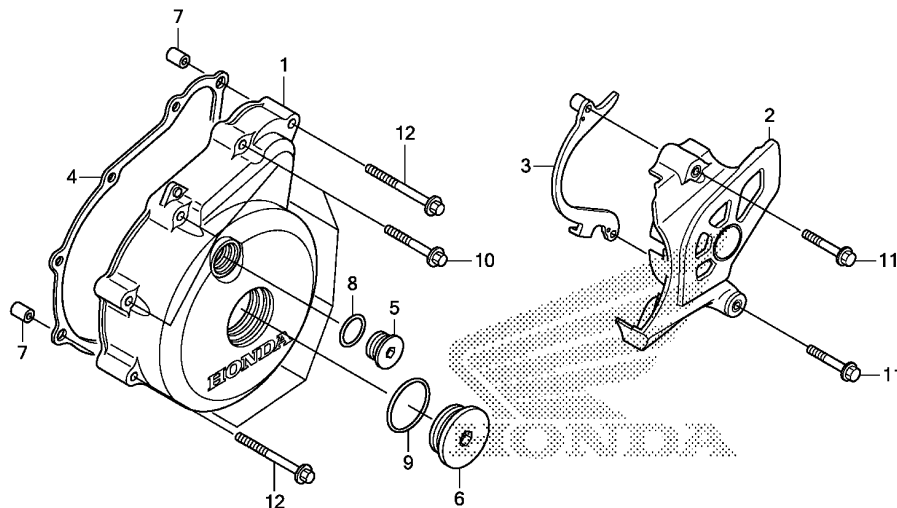
Ref. No.	Part No.	Description	Reqd. QTY			Serial No.	Parts catalogue code
			XR125 LEK C	XL125 LK C	XL125 LK C		
1	28110-KTT-901	GEAR, STARTER DRIVEN(58T) ...	1	-	-		
2	28120-KYA-901	CLUTCH, ONE WAY .....	1	-	-		
	28126-MN4-004	CLUTCH, ONE WAY(NIPPON SEIKO)	1	-	-		
3	28128-KVC-900	OUTER, STARTING CLUTCH .....	1	-	-		
4	28131-KTT-900	GEAR, STARTER REDUCTION (15/53T)	1	-	-		
5	28132-KN6-930	SHAFT, REDUCTION GEAR .....	1	-	-		
6	28133-KRM-850	COLLAR, STARTER REDUCTION ...	1	-	-		
7	90085-KTT-900	BOLT, SOCKET, 6MM .....	6	-	-		
8	91104-KTT-901	BEARING, NEEDLE, 22X29X16.8 .	1	-	-		

2

E-10

LEFT CRANKCASE COVER

E10



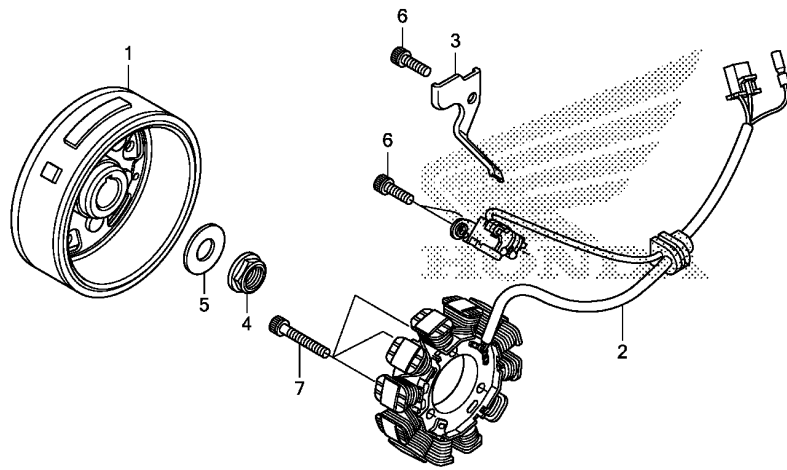
KRHEE1000

Ref. No.	L.O.N.	(Relative ref. Number) Description	F.R.T.
1	1101A6	COVER, CRANKCASE :LEFT .....	0.4
2	1101B0	COVER, CRANKCASE :LEFT REAR ..	0.1
4	1101A3	GASKET, CRANKCASE COVER :LEFT	0.3

Ref. No.	Part No.	Description	Reqd. QTY			Serial No.	Parts catalogue code
			XR125 LEK C	XL125 LK C	XL125 LK C		
1	11341-KWK-900	COVER, L. CRANKCASE .....	1	1	1		
2	11360-KRH-780	COVER COMP., L. RR. ....	1	1	1		
3	11365-KRH-780	GUIDE COMP., DRIVE CHAIN .....	1	1	1		
4	11395-KWK-900	GASKET, L. COVER .....	1	1	1		
5	90084-KTT-900	CAP, 14MM .....	1	1	1		
6	90087-KRM-840	CAP, 32MM .....	1	1	1		
7	90702-KRM-840	DOWEL PIN, 8X14 .....	2	2	2		
8	91303-KRM-840	O-RING, 13.8X2.5 .....	1	1	1		
9	91305-KRM-840	O-RING, 31.7X2.4 .....	1	1	1		
10	96001-06035-00	BOLT, FLANGE, 6X35 .....	7	7	7		
11	96001-06040-00	BOLT, FLANGE, 6X40 .....	2	2	2		
12	96001-06045-00	BOLT, FLANGE, 6X45 .....	2	2	2		



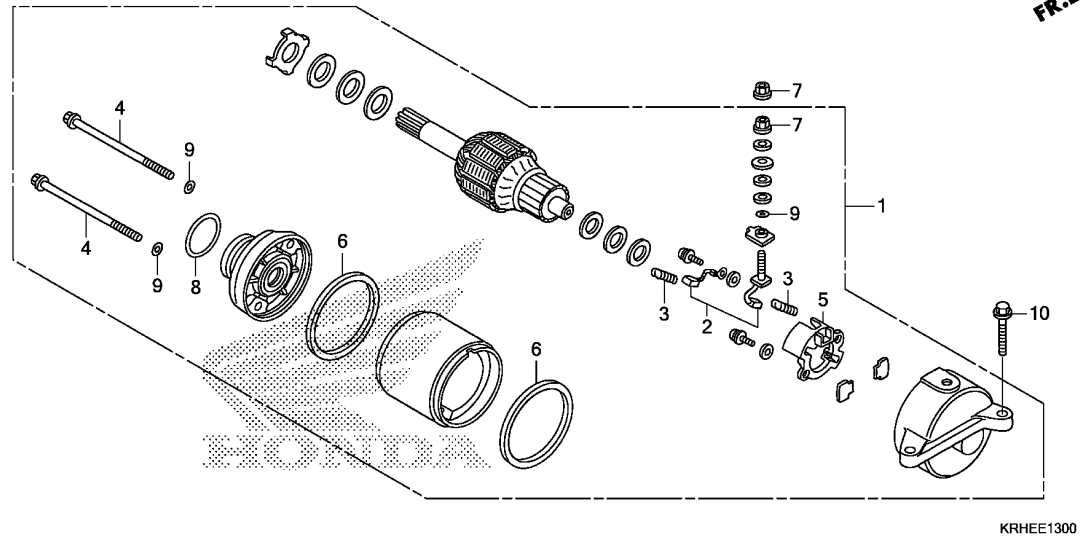




KRHEE1100

Ref. No.	L.O.N.	(Relative ref. Number) Description	F.R.T.
1	613105	ROTOR OR FLYWHEEL .....	0.6
2	6131A3	STATOR .....	0.6

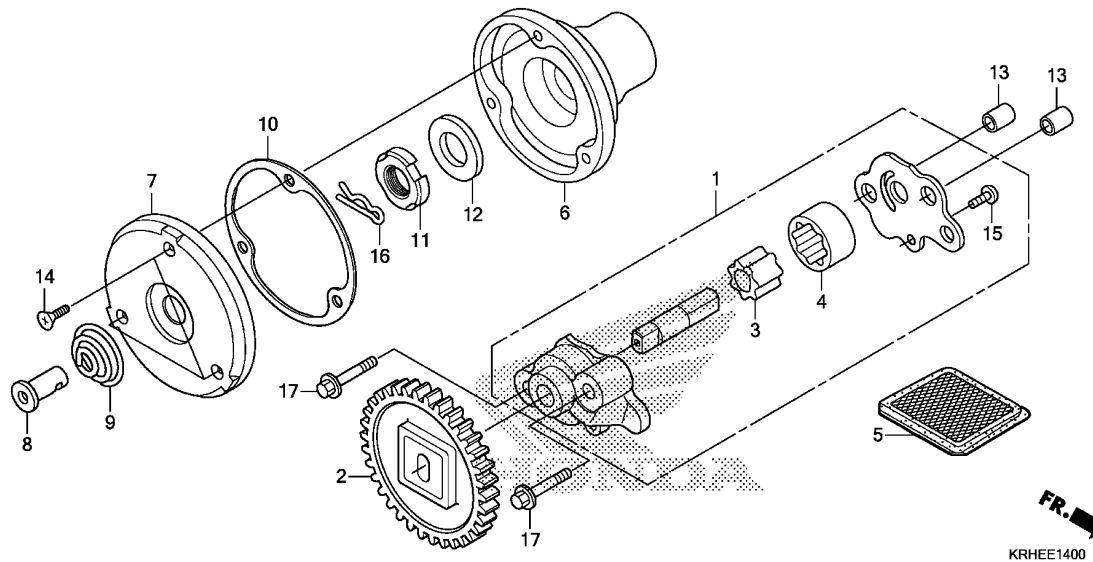
Ref. No.	Part No.	Description	Reqd. QTY			Serial No.	Parts catalogue code
			XR125 LEK C	XL125 LK C	XL125 LK C		
1	31110-KRH-A01	FLYWHEEL COMP. ....	1	-	-		
	31110-KRH-781	.....	-	1	1		
2	31120-KRH-781	STATOR COMP. ....	1	1	1		
3	32111-KSP-910	CLAMPER, A.C. GENERATOR CORD	1	1	1		
4	90201-KRM-840	NUT, FLANGE, 14MM .....	1	1	1		
5	90501-KPT-A00	WASHER, 14.1X29X2.8 .....	1	1	1		
6	96600-06016-00	BOLT, SOCKET, 6X16 .....	3	3	3		
7	96600-06022-00	BOLT, SOCKET, 6X22 .....	3	3	3		



Ref. No.	L.O.N.	(Relative ref. Number) Description	F.R.T.
1		(8)	
612105		MOTOR, STARTING .....	0.4
2		(3,5,6)	
6121A4		TERMINAL, BRUSH(STARTER) .....	0.6

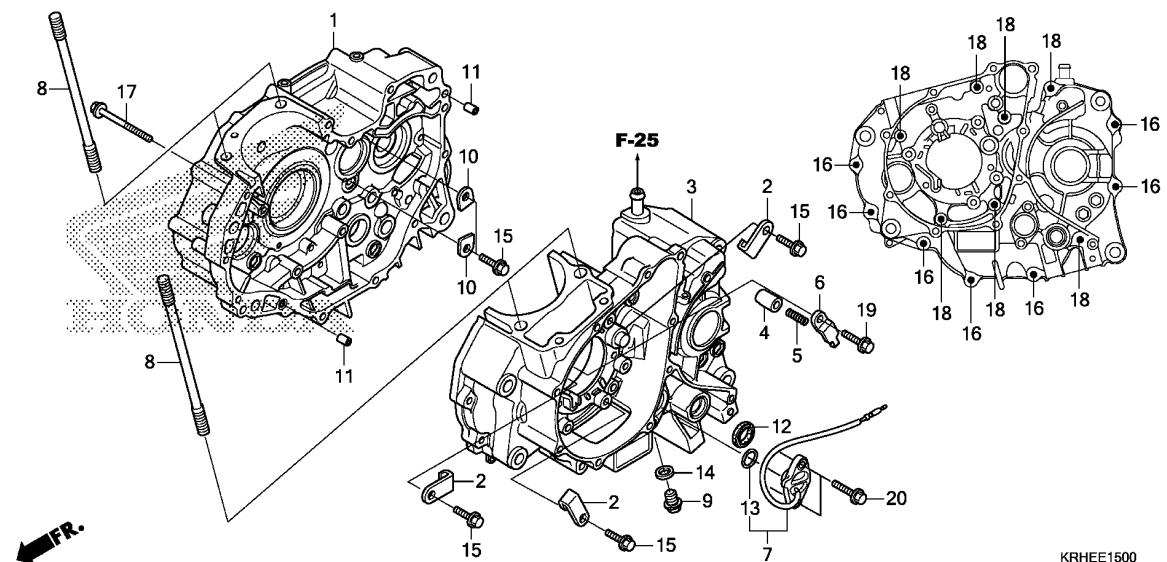
Ref. No.	Part No.	Description	Reqd. QTY			Serial No.	Parts catalogue code
			XR125 LEK	XL125 LK	XL125 LK		
			C	C	C		
1	31200-KRM-851	MOTOR ASSY., STARTER(MITSUBA)	1	-	-		
2	31201-KPT-A01	TERMINAL SET, BRUSH .....	1	-	-		
3	31204-KG8-004	SPRING, CARBON BRUSH .....	2	-	-		
4	31205-KRM-851	BOLT, SETTING .....	2	-	-		
5	31206-KPH-881	HOLDER, BRUSH .....	1	-	-		
6	31207-MBE-008	RING .....	2	-	-		
7	90071-MB0-000	NUT-WASHER, 6MM .....	2	-	-		
8	91309-425-003	O-RING, 24.4X3.1(ARAI) .....	1	-	-		
9	91320-MB0-000	O-RING, 4X2 .....	3	-	-		
10	95701-06022-00	BOLT, FLANGE, 6X22 .....	2	-	-		





Ref. No.	L.O.N.	(Relative ref. Number) Description	F.R.T.
1	113105	PUMP ASSY., OIL .....	0.7
2	1131B8	GEAR, OIL PUMP DRIVE .....	0.6
3		(4)	
	1131C7	ROTOR, OIL PUMP .....	0.7
5	1131B5	SCREEN, OIL FILTER .....	0.6
6	1101L0	ROTOR, OIL FILTER .....	0.8
7		(10)	
	1101L1	CAP, OIL FILTER ROTOR .....	0.7

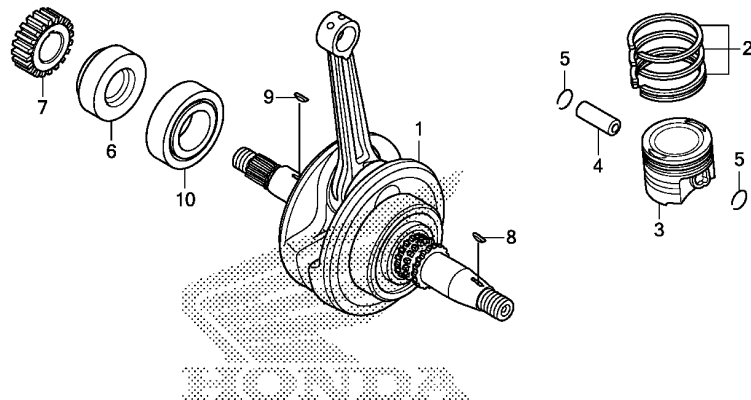
Ref. No.	Part No.	Description	Reqd. QTY			Serial No.	Parts catalogue code
			XR125 LEK C	XL125 LK C	XL125 LK C		
1	15100-KTT-900	PUMP ASSY., OIL .....	1	1	1		
2	15130-KTT-900	GEAR COMP., OIL PUMP(34T) ...	1	1	1		
3	15331-KTT-900	ROTOR, OIL PUMP INNER .....	1	1	1		
4	15332-KTT-900	ROTOR, OIL PUMP OUTER .....	1	1	1		
5	15421-KSP-910	SCREEN, OIL FILTER .....	1	1	1		
6	15430-KSP-910	ROTOR, OIL FILTER .....	1	1	1		
7	15436-KRM-840	CAP, OIL FILTER ROTOR .....	1	1	1		
8	15441-KCS-650	THROUGH, OIL .....	1	1	1		
9	15446-107-000	SPRING, OIL THROUGH .....	1	1	1		
10	15459-KWK-900	GASKET, OIL FILTER CAP .....	1	1	1		
11	90231-KRM-840	NUT, LOCK, 14MM .....	1	1	1		
12	90432-KPT-A00	WASHER, 14.2X26X3 .....	1	1	1		
13	90702-KRM-840	DOWEL PIN, 8X14 .....	2	2	2		
14	93700-05012-0A	SCREW, OVAL, 5X12 .....	3	3	3		
15	93901-34120	SCREW, TAPPING, 4X8 .....	1	1	1		
16	94251-08000	PIN, LOCK, 8MM .....	1	1	1		
17	95701-06035-00	BOLT, FLANGE, 6X35 .....	2	2	2		



Ref. No.	L.O.N.	(Relative ref. Number) Description	F.R.T.
1	110120	CRANKCASE :RIGHT ..... .INCLUDES: Engine removal and installation	4.6
3	110115	CRANKCASE :LEFT ..... .INCLUDES: Engine removal and installation	4.3
	1101A2	CRANKCASE :BOTH ..... .INCLUDES: Engine removal and installation	5.2
7	6151B8	SWITCH, NEUTRAL .....	0.3
12	1101F9	OIL SEAL, GEARSHIFT SPINDLE ..	0.9

Ref. No.	Part No.	Description	Reqd. QTY			Serial No.	Parts catalogue code
			XR125 LEK C	XL125 LK C	XL125 LK C		
1	11100-KRH-A00	CRANKCASE COMP., R.(ES) .....	1	-	-		
	11100-KRH-780	CRANKCASE COMP., R.(KS) .....	-	1	1		
2	11108-KTT-900	PLATE, L. BEARING SETTING ...	3	3	3		
3	11200-KRH-A00	CRANKCASE COMP., L.(ES) .....	1	-	-		
	11200-KRH-780	CRANKCASE COMP., L.(KS) .....	-	1	1		
4	11215-KRM-840	PLUG, BEARING PUSH .....	1	1	1		
5	11216-KRM-840	SPRING, BEARING PUSH .....	1	1	1		
6	11217-KRM-840	PLATE, BEARING PUSH .....	1	1	1		
7	35750-KYE-900	SWITCH SET, NEUTRAL .....	1	1	1		
8	90031-KTT-900	BOLT, CYLINDER STUD, 8X140 ..	4	4	4		
9	90131-KRM-840	BOLT, DRAIN PLUG, 12MM .....	1	1	1		
10	90441-KRM-840	PLATE, BEARING HOLDER .....	2	2	2		
11	90702-KRM-840	DOWEL PIN, 8X14 .....	2	2	2		
12	91203-KSP-910	OIL SEAL, 14X22X5 .....	1	1	1		
13	91305-KPH-900	O-RING, 19.4X2.3 .....	1	1	1		
14	94109-12000	WASHER, DRAIN PLUG, 12MM ...	1	1	1		
15	95701-06016-00	BOLT, FLANGE, 6X16 .....	5	5	5		
16	95701-06040-00	BOLT, FLANGE, 6X40 .....	7	7	7		
17	95701-06045-00	BOLT, FLANGE, 6X45 .....	1	1	1		
18	95701-06070-00	BOLT, FLANGE, 6X70 .....	7	7	7		
19	96001-06018-00	BOLT, FLANGE, 6X18 .....	1	1	1		
20	96001-06020-00	BOLT, FLANGE, 6X20 .....	2	2	2		



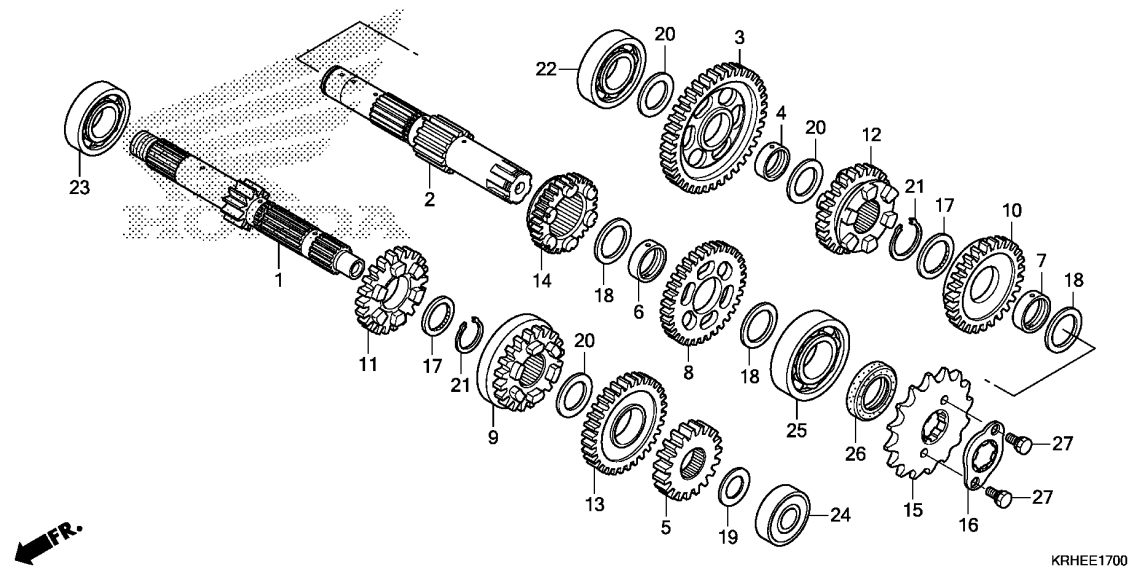


FR.

KRHEE1600

Ref. No.	L.O.N.	(Relative ref. Number) Description	F.R.T.
1	1101B5	CRANKSHAFT ..... .INCLUDES: Engine removal and installation	3.8
3	111103	PISTON RING AND/OR PISTON(ONE) ..... .INCLUDES: Engine removal and installation	1.8
10	1101B7	BEARING, CRANKSHAFT :RIGHT ... .INCLUDES: Engine removal and installation	3.8

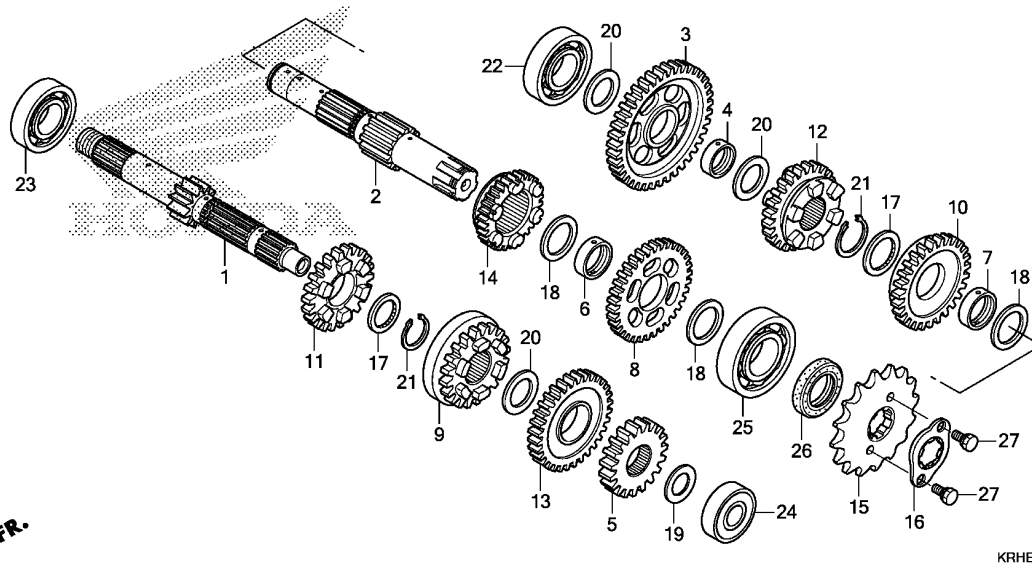
Ref. No.	Part No.	Description	Reqd. QTY			Serial No.	Parts catalogue code
			XR125 LEK C	XL125 LK C	XL125 LK C		
1	13000-KVX-600	CRANKSHAFT COMP. ....	1	1	1		
2	13011-KVX-600	RING SET, PISTON(STD.) (RIKEN)	1	1	1		
	13021-KVX-600	RING SET, PISTON(0.25) (RIKEN)	(1)	(1)	(1)		
	13031-KVX-600	RING SET, PISTON(0.50) (RIKEN)	(1)	(1)	(1)		
	13041-KVX-600	RING SET, PISTON(0.75) (RIKEN)	(1)	(1)	(1)		
	13051-KVX-600	RING SET, PISTON(1.00) (RIKEN)	(1)	(1)	(1)		
3	13101-KVX-600	PISTON(STD.) .....	1	1	1		
	13102-KVX-600	PISTON(0.25) .....	(1)	(1)	(1)		
	13103-KVX-600	PISTON(0.50) .....	(1)	(1)	(1)		
	13104-KVX-600	PISTON(0.75) .....	(1)	(1)	(1)		
	13105-KVX-600	PISTON(1.00) .....	(1)	(1)	(1)		
4	13111-KVX-600	PIN, PISTON .....	1	1	1		
5	13115-GN5-910	CLIP, PISTON PIN, 13MM .....	2	2	2		
6	13412-KTE-910	COLLAR, R. CRANKSHAFT .....	1	1	1		
7	23121-KTT-900	GEAR, PRIMARY DRIVE(20T) ....	1	1	1		
8	90741-KFB-000	KEY, WOODRUFF, 4MM .....	1	1	1		
9	90741-KGH-900	KEY, WOODRUFF, 4MM .....	1	1	1		
10	91001-KRM-842	BEARING, ROLLER, 30X58X17 (NTN)	1	1	1		
	91001-KSP-913	BEARING, ROLLER, 30X58X17 (FAG)	1	1	1		



Ref. No.	L.O.N.	(Relative ref. Number) Description	F.R.T.
1		(5,9,11,13)	
210141		MAINSHAFT, TRANSMISSION .....	3.8
		.INCLUDES: Engine removal and installation	
210141A		.Replace countershaft add ....	0.2
2		(3,8,10,12,14)	
210142		COUNTERSHAFT, TRANSMISSION ...	3.8
		.INCLUDES: Engine removal and installation	
210142A		.Replace mainshaft add .....	0.2
15		213135 SPROCKET, DRIVE .....	0.2
22		2101C8 BEARING, COUNTERSHAFT :RIGHT	3.8
		.INCLUDES: Engine removal and installation	
23		2101C5 BEARING, MAINSHAFT :RIGHT ....	3.8
		.INCLUDES: Engine removal and installation	
24		2101C2 BEARING, MAINSHAFT :LEFT .....	3.8
		.INCLUDES: Engine removal and installation	
		2101C6 BEARING, MAINSHAFT :BOTH .....	4.0
		.INCLUDES: Engine removal and installation	
+25		2101C7 BEARING, COUNTERSHAFT :LEFT ..	3.8

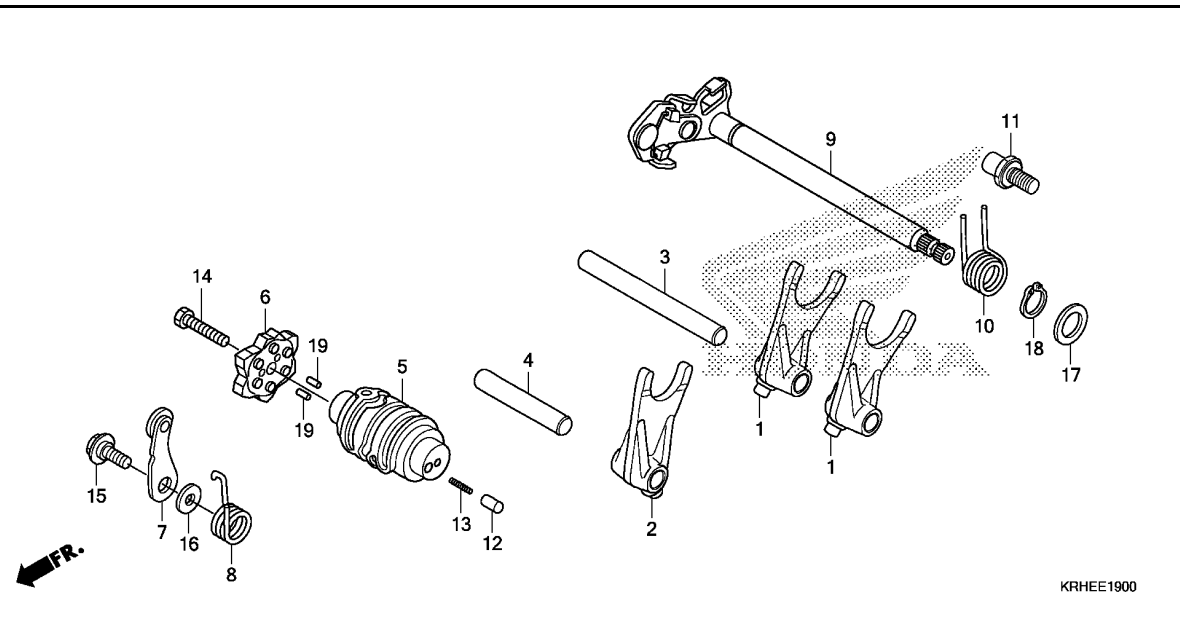


Ref. No.	Part No.	Description	Reqd. QTY			Serial No.	Parts catalogue code
			XR125 LEK C	XL125 LK C	XL125 LK C		
1	23210-KRH-780	MAINSHAFT COMP.(14T) .....	1	1	1		
2	23220-KRH-780	COUNTERSHAFT COMP. ....	1	1	1		
3	23421-KRH-780	GEAR, COUNTERSHAFT LOW(39T) -	1	1	1		
4	23427-KRM-840	BUSH, 17X20.5X8.0 .....	1	1	1		
5	23431-KPN-A00	GEAR, MAINSHAFT SECOND(16T) -	1	1	1		
6	23432-KRH-780	BUSH, 20MM .....	1	1	1		
7	23432-KVX-600	BUSH, 20MM .....	1	1	1		
8	23441-KPN-A00	GEAR, COUNTERSHAFT SECOND(30T)	1	1	1		
9	23451-KPN-A00	GEAR, MAINSHAFT THIRD(22T) --	1	1	1		
10	23461-KPN-A00	GEAR, COUNTERSHAFT THIRD(31T)	1	1	1		
11	23471-KPN-A00	GEAR, MAINSHAFT FOURTH(25T) -	1	1	1		
12	23481-KPN-A00	GEAR, COUNTERSHAFT FOURTH(28T)	1	1	1		
13	23491-KPN-A00	GEAR, MAINSHAFT FIFTH(32T) --	1	1	1		
14	23501-KPN-A00	GEAR, COUNTERSHAFT FIFTH(30T)	1	1	1		
15	23801-KWF-940	SPROCKET, DRIVE(16T) .....	1	1	1		
16	23811-KR3-600	PLATE A2, FIXING .....	1	1	1		
17	90453-KVX-600	WASHER, SPLINE, 20MM .....	2	2	2		
18	90454-KTT-900	WASHER B, THRUST, 20MM .....	3	3	3		
19	90456-KTT-900	WASHER, THRUST, 12MM .....	1	1	1		
20	90458-KVS-900	WASHER, THRUST, 17MM .....	3	3	3		
21	90602-KYY-900	CIRCLIP, 20MM .....	2	2	2		
22	91003-KTT-900	BEARING, RADIAL BALL, 17X42X12	1	1	1		
23	91004-KTN-900	BEARING, RADIAL BALL, 17X40X12	1	1	1		
24	91005-KTN-900	BEARING, RADIAL BALL, 12X32X10	1	1	1		
25	91006-KTN-900	BEARING, RADIAL BALL, 20X47X14	1	1	1		



Ref. No.	L.O.N.	(Relative ref. Number) Description	F.R.T.
+25		.INCLUDES: Engine removal and installation	
2101C9		BEARING, COUNTERSHAFT :BOTH ..	4.0
2101D4		BEARING, MAINSHAFT AND COUNTERSHAFT :ALL .....	4.2
		.INCLUDES: Engine removal and installation	

Ref. No.	Part No.	Description	Reqd. QTY			Serial No.	Parts catalogue code
			XR125 LEK C	XL125 LK C	XL125 LK C		
26	91216-KSP-910	OIL SEAL, 20X34X7 .....	1	1	1		
27	93101-06010-0A	BOLT, HEX., 6X10 .....	2	2	2		



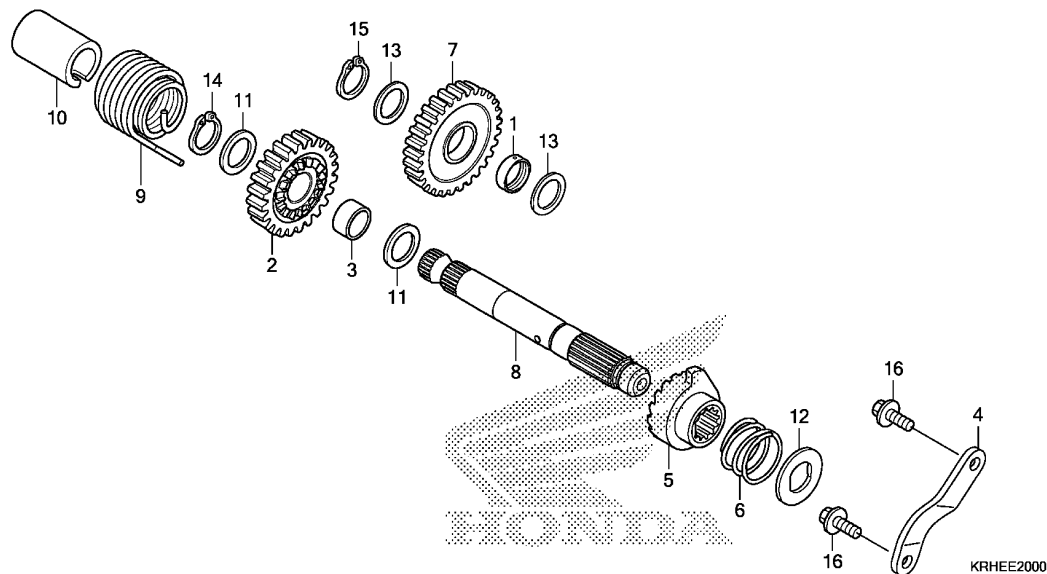
Ref. No.	L.O.N.	(Relative ref. Number) Description	F.R.T.
1		(2)	
210112		FORK, GEARSHIFT ..... .INCLUDES: Engine removal and installation .NOTE: Same time for two units or more	3.7
5	2101A9	DRUM, GEARSHIFT ..... .INCLUDES: Engine removal and installation	3.7
6	2101D6	PLATE, GEARSHIFT DRUM STOPPER (8)	1.1
7	210125	STOPPER OR SPRING, SHIFT DRUM (10)	1.1
9	210122	SPINDLE, GEARSHIFT .....	1.0

KRHEE1900

Ref. No.	Part No.	Description	Reqd. QTY			Serial No.	Parts catalogue code
			XR125 LEK C	LK C	XL125 LK C		
1	24211-KTT-900	FORK, GEARSHIFT .....	2	2	2		
2	24212-KVX-600	FORK, CENTER GEARSHIFT .....	1	1	1		
3	24241-KRM-840	SHAFT A, GEARSHIFT FORK .....	1	1	1		
4	24242-KRM-840	SHAFT B, GEARSHIFT FORK .....	1	1	1		
5	24301-KRH-780	DRUM, GEARSHIFT .....	1	1	1		
6	24410-KTT-900	PLATE COMP., GEARSHIFT DRUM STOPPER	1	1	1		
7	24430-KRM-B10	STOPPER COMP., GEARSHIFT DRUM	1	1	1		
8	24436-KRM-840	SPRING, SHIFT DRUM STOPPER ..	1	1	1		
9	24610-KRM-840	SPINDLE COMP., GEARSHIFT ....	1	1	1		
10	24651-KRM-840	SPRING, GEARSHIFT RETURN ....	1	1	1		
11	24652-KRM-840	PIN, SHIFT RETURN SPRING ....	1	1	1		
12	35751-KPH-900	CAP, CHANGE SWITCH CONTACT ..	1	1	1		
13	35752-KRM-840	SPRING, CHANGE SWITCH CONTACT	1	1	1		
14	90003-KVS-900	BOLT, HEX., 6X20 .....	1	1	1		
15	90022-KRM-840	PIVOT, SHIFT DRUM STOPPER ARM	1	1	1		
16	90417-KRM-840	WASHER, DRUM STOPPER .....	1	1	1		
17	90457-KRM-840	WASHER, 14MM .....	1	1	1		
18	94510-14000	CIRCLIP, EXTERNAL, 14MM .....	1	1	1		
19	96220-30085	ROLLER, 3X8.5 .....	2	2	2		



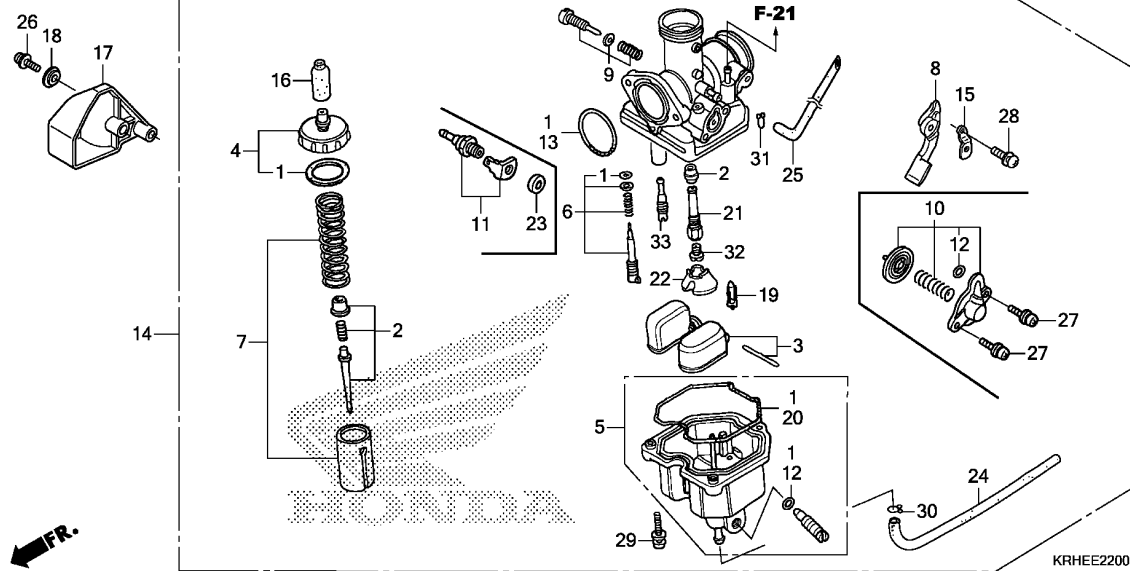




Ref. No.	L.O.N.	(Relative ref. Number) Description	F.R.T.
2	1121A0	PINION, KICK STARTER .....	0.7
5	1121A1	RATCHET, KICK(RECOIL) STARTER .....	0.7
7	612135	GEAR, STARTER IDLE .....	1.0
8	1121A2	SPINDLE, KICK STARTER .....	0.7
9	112103	SPRING, KICK STARTER RETURN ..	0.7

Ref. No.	Part No.	Description	Reqd. QTY			Serial No.	Parts catalogue code
			XR125 LEK C	XL125 LK C	XL125 LK C		
1	23427-KRM-840	BUSH, 17X20.5X8.0 .....	1	1	1		
2	28211-KVS-600	PINION, KICK STARTER(24T) ...	1	1	1		
3	28212-KVS-600	COLLAR, 18.5MM .....	1	1	1		
4	28215-KWK-900	PLATE, KICK STOPPER .....	1	1	1		
5	28221-KRM-840	RATCHET, STARTER .....	1	1	1		
6	28223-KRM-840	SPRING, RATCHET .....	1	1	1		
7	28231-KWK-900	GEAR, KICK STARTER IDLE(29T)	1	1	1		
8	28251-KWG-600	SPINDLE, KICK STARTER .....	1	1	1		
9	28261-KRM-840	SPRING, KICK RETURN .....	1	1	1		
10	28282-KRM-840	COLLAR, KICK SPRING .....	1	1	1		
11	90451-KRM-840	WASHER, THRUST, 16MM .....	2	2	2		
12	90455-KRM-840	WASHER, SPECIAL, 14MM .....	1	1	1		
13	90458-KVS-900	WASHER, THRUST, 17MM .....	2	2	2		
14	90602-KPT-900	CIRCLIP, EXTERNAL, 16MM .....	1	1	1		
	94510-16000	.....	1	1	1		
15	90602-KRM-840	CIRCLIP, EXTERNAL, 17MM .....	1	1	1		
16	95701-06016-00	BOLT, FLANGE, 6X16 .....	2	2	2		



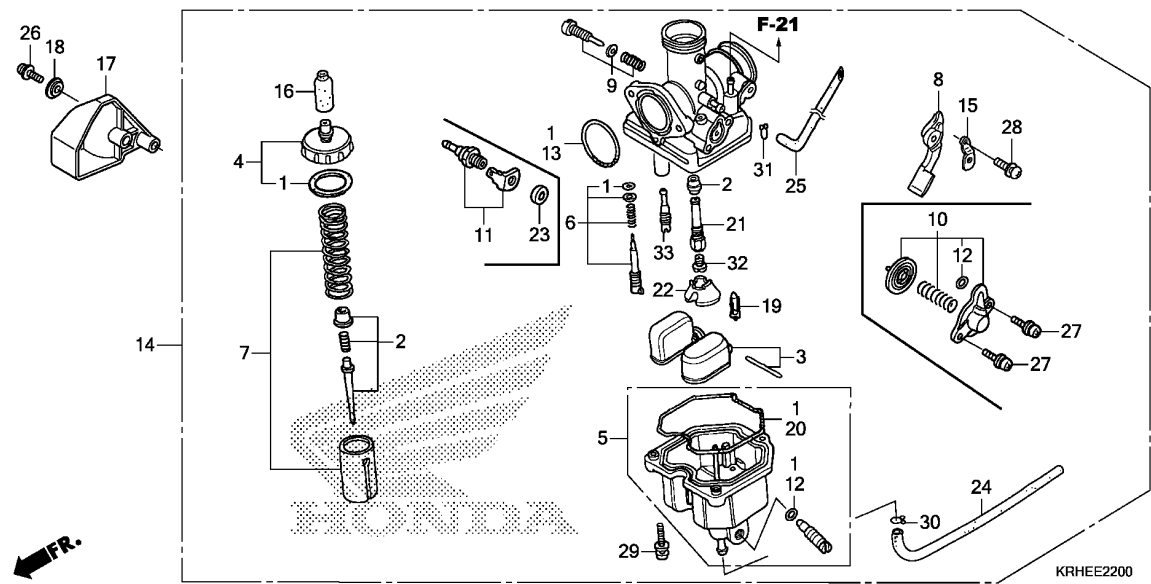


Ref. No.	L.O.N.	(Relative ref. Number) Description	F.R.T.
2	3111A3	NEEDLE, JET .....	0.6
3		(19)	
	311120	FLOAT OR FLOAT VALVE .....	0.5
4	3111A5	TOP SET, CARBURETOR .....	0.3
5	3111A6	CHAMBER, FLOAT .....	0.4
7	3111A8	VALVE, THROTTLE .....	0.4
8	3111F7	LEVER, CHOKE :CARBURETOR SIDE	0.1
10	3111B8	VALVE, AIR CUT .....	0.1
11	3111B4	HEATER, CARBURETOR .....	0.2
14	3111B5	CARBURETOR ASSEMBLY .....	0.5
32		(21,33)	
	3111D4	JET, MAIN .....	0.5

Ref. No.	Part No.	Description	Reqd. QTY			Serial No.	Parts catalogue code
			XR125 LEK C	XL125 LK C	XL125 LK C		
1	16010-KCH-780	GASKET SET .....	1	1	1		
2	16012-KRH-781	NEEDLE SET, JET .....	1	1	1		
3	16013-KEH-900	FLOAT SET .....	1	1	1		
4	16014-KGA-901	TOP SET .....	1	1	1		
5	16015-KRG-003	CHAMBER SET, FLOAT .....	1	1	1		
6	16016-KRE-901	SCREW SET A .....	1	1	1		
7	16022-KRH-781	VALVE SET, THROTTLE .....	1	1	1		
8	16025-KRF-B41	LEVER SET, CHOKE .....	1	1	1		
9	16028-KEH-900	SCREW SET B .....	1	1	1		
10	16048-KRH-A01	VALVE SET, AIR CUT .....	1	1	-		
11	16070-KRH-901	HEATER ASSY. ....	1	1	1	-----	1LA,2DK,DK,NZ
12	16075-GHB-640	O-RING, 1.3X4.3 .....	2	2	1		
13	16075-GHB-B70	O-RING, 2.4X29 .....	1	1	1		
14	16100-KRH-A01	CARBURETOR ASSY(PDN2H A) .....	1	1	-	-----	1LA,DK,NZ
	16100-KRH-A11	CARBURETOR ASSY(PDN2J A) .....	1	1	-	-----	3LA
	16100-KRH-A21	CARBURETOR ASSY(PDN2K A) .....	1	-	-	-----	CO
	16100-KRH-781	CARBURETOR ASSY(PDN2G A) .....	-	-	1		
15	16119-KRF-B41	PLATE, SETTING .....	1	1	1		
16	16148-KB1-921	CAP, CABLE SEALING .....	1	1	1		
17	16151-KRH-950	COVER, CARBURETOR HEATER .....	1	1	1	-----	1LA,2DK,DK,NZ
18	16152-KRH-900	COLLAR, CARBURETOR HEATER COVER	1	1	1	-----	1LA,2DK,DK,NZ
19	16155-KFR-701	VALVE COMP., FLOAT .....	1	1	1		
20	16163-KCS-920	GASKET, FLOAT CHAMBER .....	1	1	1		
21	16165-KRH-781	HOLDER, NEEDLE JET .....	1	1	1		



2

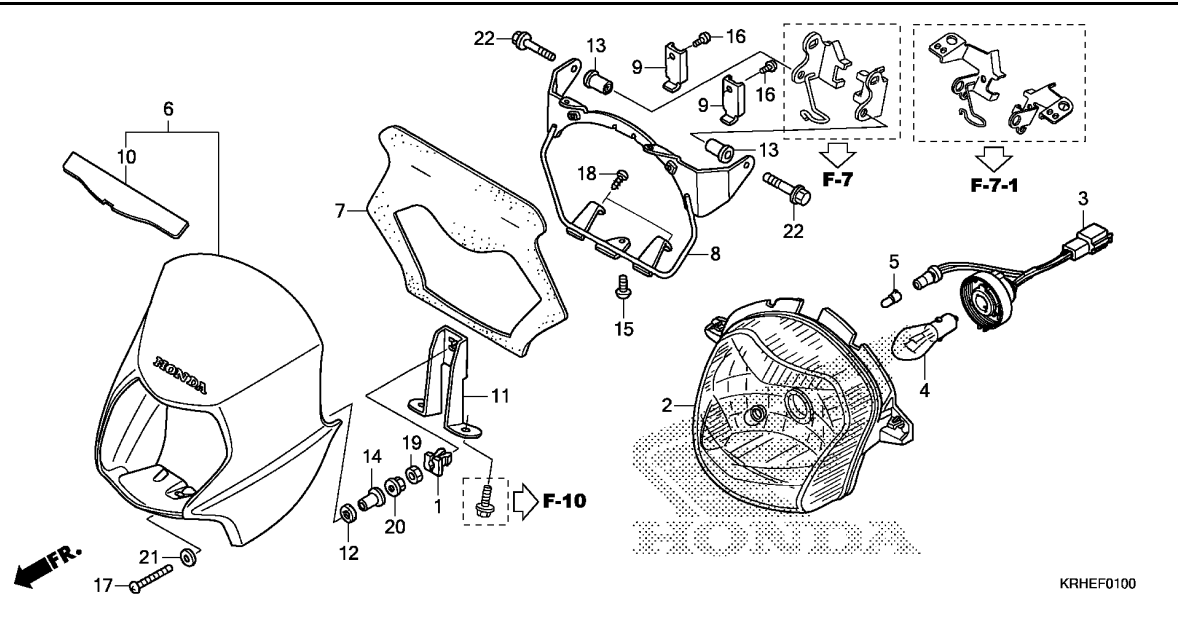


Ref. No.	Part No.	Description	Reqd. QTY			Serial No.	Parts catalogue code
			XR125 LEK C	XL125 LK C	XL125 LK C		
22	16168-382-014	HOLDER, JET .....	1	1	1		
23	16172-KCP-J01	COLLAR, SETTING .....	1	1	1	-----	----- 1LA,2DK,DK,NZ
24	16198-KRE-901	TUBE .....	1	1	1		
25	16199-KRH-781	TUBE COMP., AIR VENT .....	1	1	1		
26	90001-KGA-E00	SCREW-WASHER, 4X12 .....	1	1	1	-----	----- 1LA,2DK,DK,NZ
27	93892-04010-10	SCREW-WASHER, 4X10 .....	2	2	-		
28	93892-04010-18	SCREW-WASHER, 4X10 .....	1	1	1		
29	93892-04016-08	SCREW-WASHER, 4X16 .....	3	3	3		
30	95002-02079	CLIP, TUBE(B7) .....	1	1	1		
31	95002-02089	CLIP, TUBE(B8) .....	1	1	1		
32	99101-GHB-0980	JET, MAIN, #98 .....	1	1	1		
33	99103-KWG-0380	JET, SLOW, #38 .....	1	1	1		

F-1

HEADLIGHT

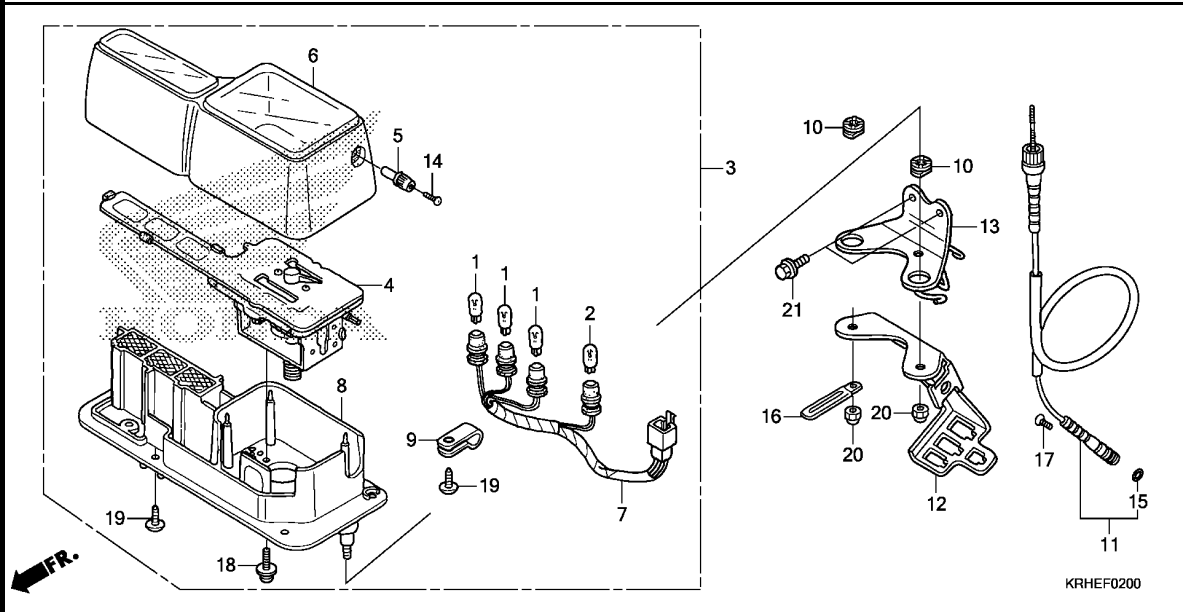
G 1



Ref. No.	L.O.N.	(Relative ref. Number) Description	F.R.T.
2	6161A7	HEADLIGHT UNIT .....	0.2
3	6161B1	SOCKET, HEADLIGHT .....	0.1
4	616118	BULB, HEADLIGHT .....	0.1
5	616182	BULB, POSITION LIGHT .....	0.1
6	4111L3	COWL, FRONT CENTER .....	0.2
8	6161G7	STAY, HEADLIGHT .....	0.2

Ref. No.	Part No.	Description	Reqd. QTY			Serial No.	Parts catalogue code
			XR125 LEK C	XL125 LK C	XL125 LK C		
1	33118-KRH-901	NUT, BEAM ADJUSTING .....	1	1	1		
2	33120-KRH-901	HEADLIGHT UNIT .....	1	1	1		
3	33130-KRH-901	SOCKET COMP., HEADLIGHT .....	1	1	1		
4	34901-KPN-B01	BULB, HEADLIGHT(12V 35/35W) ..	1	1	1		
5	34903-KRH-901	BULB, POSITION LIGHT(12V 4W) ..	1	1	1		
6	61300-KRH-900ZB	VISOR SET, FR.(WL)					
	*NH196*	.....ROSS WHITE	1	1	1		
	61300-KRH-900ZC	*R134*.....FIGHTING RED	1	1	1		
	61300-KRH-900ZA	*NH1*.....BLACK	1	1	-		
7	61303-KRH-900	RUBBER, INNER VISOR .....	1	1	1		
8	61305-KRH-900	PLATE COMP., INNER VISOR FR.	1	1	1		
9	61306-KRH-900	HOLDER .....	2	2	2		
10	61309-KRH-D20	SHEET, HEADLIGHT SHADE .....	1	1	1		
11	61313-KRH-900	STAY, HEADLIGHT LOWER .....	1	1	1		
12	84708-KPM-000	WASHER, RUBBER .....	1	1	1		
13	90111-KFB-000	NUT, SPECIAL, 6X1.0 .....	2	2	2		
14	90522-028-000	WASHER, CHAIN CASE SETTING ..	1	1	1		
15	93500-04008-0A	SCREW, PAN, 4X8 .....	1	1	1		
16	93500-05012-0A	SCREW, PAN, 5X12 .....	2	2	2		
17	93500-05050-0G	SCREW, PAN, 5X50 .....	1	1	1		
18	93911-24120	SCREW, TAPPING, 4X10(PO) ....	4	4	4		
19	94001-05000-0S	NUT, HEX., 5MM .....	1	1	1		
20	94050-05000	NUT, FLANGE, 5MM .....	1	1	1		
21	94103-05700	WASHER, PLAIN, 5MM .....	1	1	1		
22	95701-06018-07	BOLT, FLANGE, 6X18 .....	2	2	2		

3



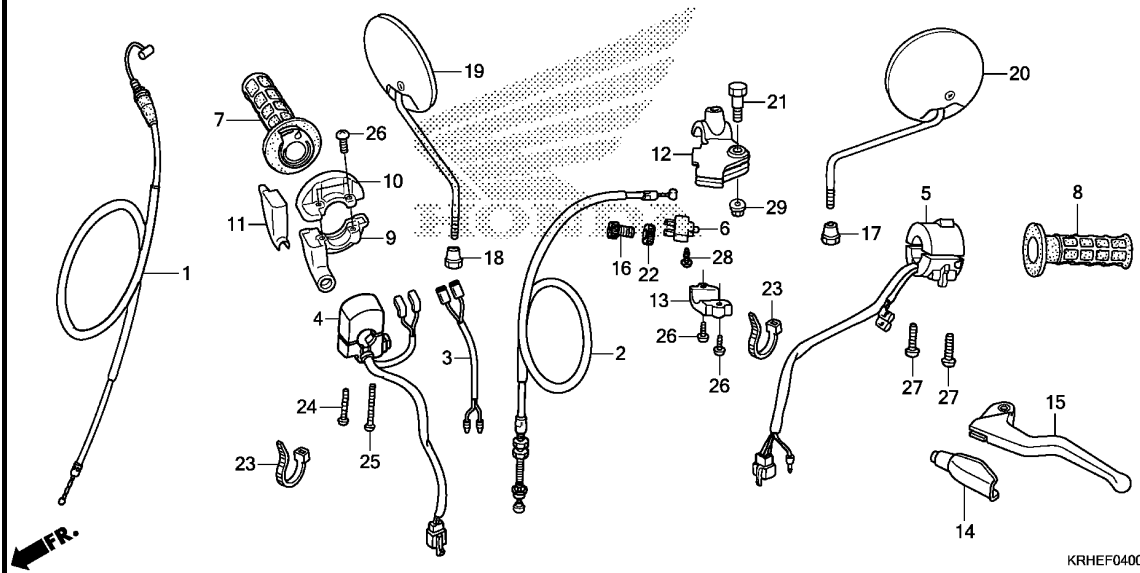
Ref. No.	L.O.N.	(Relative ref. Number) Description	F.R.T.
3	8121A1	METER ASSY., COMBINATION .....	0.3
4	8121A3	SPEEDOMETER ASSEMBLY .....	0.4
6	8121B4	CASE, METER :UPPER .....	0.4
7	6161G4	SOCKET ASSY., METER BULB .....	0.3
8	8121B5	CASE, METER :LOWER .....	0.4
11	811160	CABLE, SPEEDOMETER .....	0.2
13	8121A4	BRACKET, METER .....	0.2

Ref. No.	Part No.	Description	Reqd. QTY			Serial No.	Parts catalogue code
			XR125 LEK C	LK C	XL125 LK C		
1	34908-KYA-601	BULB, WEDGE BASE(T10) (12V 3.4W)	3	3	3		
2	34910-GFM-901	BULB, WEDGE BASE(T10) (12V 1.7W)	1	1	1		
3	37200-KRH-901	SPEEDOMETER ASSY. (KPH) .....	1	1	-		
	37200-KRH-781	.....	-	-	-		
4	37210-KRH-901	SPEEDOMETER COMP. ....	1	1	-		
	37210-KRH-781	.....	-	-	1		
5	37213-KRH-901	KNOB, TRIP .....	1	1	1		
6	37220-KRH-901	CASE ASSY., UPPER .....	1	1	1		
7	37223-KRH-901	SOCKET COMP. ....	1	1	1		
8	37230-KRH-901	CASE ASSY., UNDER .....	1	1	1		
9	37233-KRH-901	CLAMP .....	1	1	1		
10	37243-MG2-000	RUBBER, SPEEDOMETER MOUNTING	2	2	2		
11	44830-KRH-900	CABLE ASSY., SPEEDOMETER ....	1	1	-		
	44830-KRH-780	.....	-	-	1		
12	61307-KRH-900	STAY, COUPLER .....	1	1	1		
13	61317-KRH-900	STAY, SPEEDOMETER .....	1	1	1		
14	90158-KCJ-710	SCREW, PAN, 2X6 .....	1	1	1		
15	91256-KK3-840	O-RING, 10X1.5 .....	1	1	1		
16	91406-166-000	CLIP, WIRE .....	1	1	1		
17	93700-05018-1A	SCREW, OVAL, 5X18 .....	1	1	-		
18	93893-04010-08	SCREW-WASHER, 4X10 .....	2	2	2		
19	93903-24320	SCREW, TAPPING, 4X12 .....	5	5	5		
20	94021-06000-0S	NUT, CAP, 6MM .....	2	2	2		
21	95701-06012-00	BOLT, FLANGE, 6X12 .....	2	2	2		

**F-4**

**HANDLE LEVER/SWITCH/CABLE/MIRROR(XR125LEK/LK)**

**G 3**



Ref. No.	L.O.N.	(Relative ref. Number) Description	F.R.T.
1	811100	CABLE, THROTTLE .....	0.3
2	811115	CABLE, CLUTCH .....	0.2
4	615120	SWITCH, STARTER KILL .....	0.2
5	615118	SWITCH, WINKER .....	0.4
6	6151A9	SWITCH, CLUTCH .....	0.1
7	810150	GRIP, THROTTLE .....	0.1
8	8101C0	GRIP, HANDLE :LEFT .....	0.1
9	810155	HOUSING, THROTTLE .....	0.1
12	8101C8	BRACKET, HANDLE LEVER :LEFT ..	0.2
15	8101C6	LEVER, HANDLE :LEFT .....	0.1
	8101F5	LEVER, HANDLE :BOTH .....	0.2

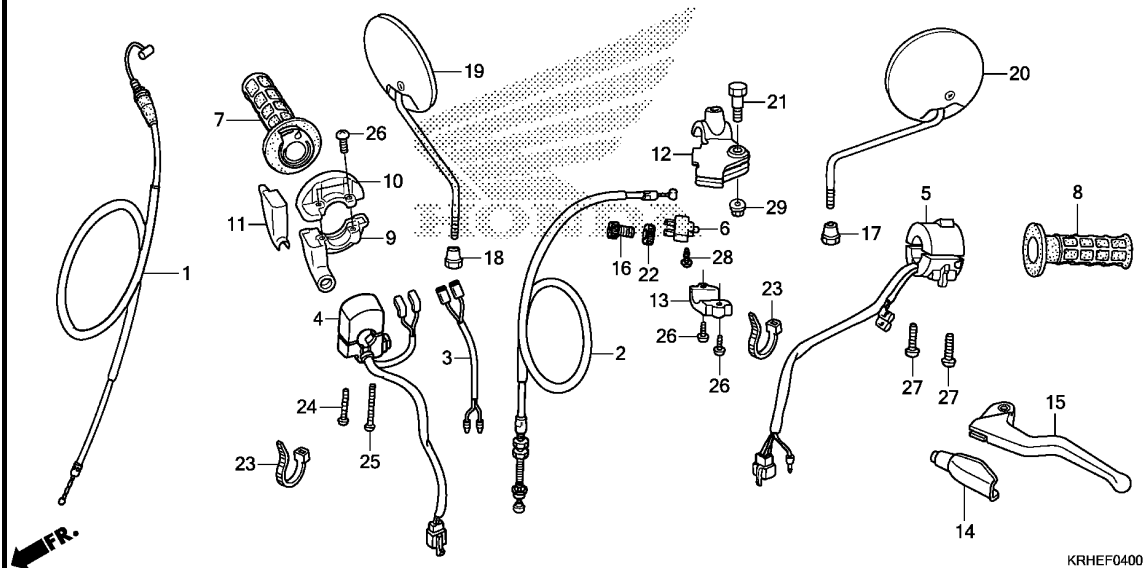
Ref. No.	Part No.	Description	Reqd. QTY			Serial No.	Parts catalogue code
			XR125 LEK C	XL125 LK C	XL125 LK C		
1	17910-KRH-A00	CABLE COMP., THROTTLE .....	1	1	-		
2	22870-KRH-780	CABLE COMP., CLUTCH .....	1	1	-		
3	32101-KRH-B00	SUB CORD, FR. STOP SWITCH ..	-	1	-		
4	35131-KRH-A01	SWITCH COMP., START .....	1	-	-		
5	35201-KRH-901	SWITCH COMP., WINKER .....	1	-	-		
	35200-KRH-781	SWITCH ASSY., WINKER .....	-	1	-		
6	35330-KRH-901	SWITCH ASSY., CLUTCH .....	1	-	-		
7	53140-KB9-752	GRIP ASSY., THROTTLE .....	1	1	-		
8	53166-MK5-010	GRIP, L. HANDLE .....	1	1	-		
9	53167-KRH-920	HOUSING, UPPER THROTTLE .....	1	1	-		
10	53168-KRH-920	HOUSING, LOWER THROTTLE .....	1	1	-		
		(UPPER)					
11	53169-KRH-900	SLIDER, THROTTLE .....	1	1	-		
12	53172-KRH-900	BRACKET, L. HANDLE LEVER .....	1	1	-		
13	53174-KRH-900	HOLDER, L. LEVER BRACKET .....	1	1	-		
14	53177-KRH-900	COVER, L. HANDLE LEVER .....	1	1	-		
15	53178-KRH-900	LEVER, L. STEERING HANDLE .....	1	1	-		
16	53192-KRH-900	BOLT, WIRE ADJUSTING .....	1	1	-		
17	88111-KRH-901	NUT, LOCK(LH) (RIGHT HAND THREAD)	1	1	-		
18	88112-KRH-901	NUT, LOCK(RH) (LEFT HAND THREAD)	1	1	-		
19	88210-KRH-900	MIRROR COMP., R. ....	1	1	-		
20	88220-KRH-900	MIRROR COMP., L. ....	1	1	-		

**3**

F-4

HANDLE LEVER/SWITCH/CABLE/MIRROR(XR125LEK/LK)

G 4

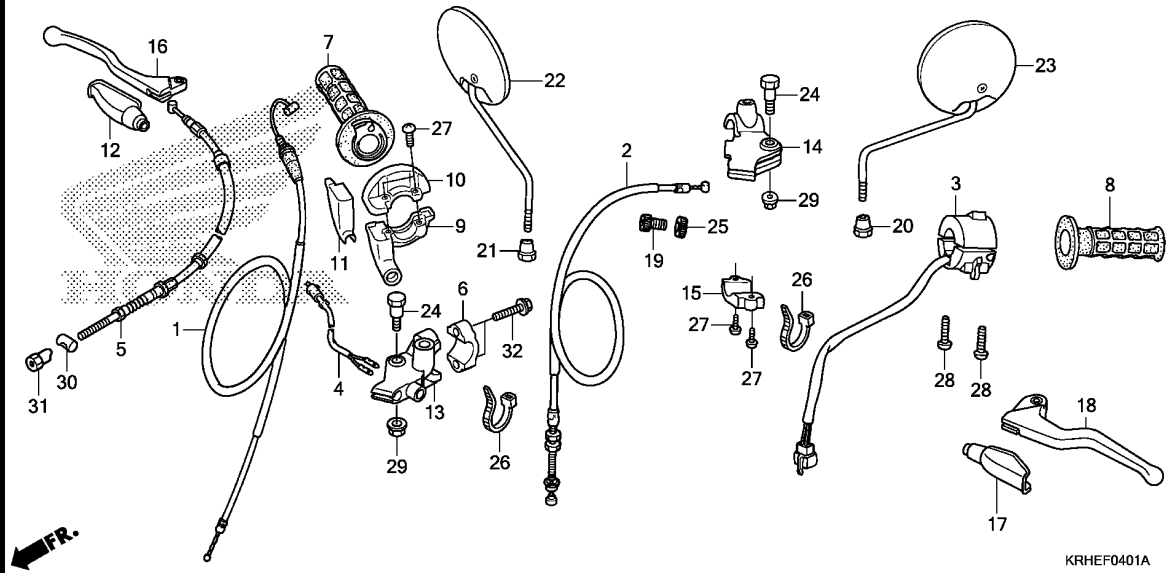


Ref. No.	Part No.	Description	Reqd. QTY			Serial No.	Parts catalogue code
			XR125 LEK	XL125 LK	XL125 LK		
21	90113-KRH-900	BOLT, HANDLE LEVER PIVOT	1	1	-		
22	90322-KRH-900	NUT, FIXING	1	1	-		
23	90650-KW3-000	BAND, WIRE	2	2	-		
24	93500-04032-0G	SCREW, PAN, 4X32	1	-	-		
25	93500-04045-0G	SCREW, PAN, 4X45	1	-	-		
26	93500-05016-0G	SCREW, PAN, 5X16	4	4	-		
27	93500-05020-0G	SCREW, PAN, 5X20	2	2	-		
28	93901-32320	SCREW, TAPPING, 3X12	1	-	-		
29	94050-06000	NUT, FLANGE, 6MM	1	1	-		

**F-4-1**

**HANDLE LEVER/SWITCH/CABLE/MIRROR(XL125LK)**

**G 5**



Ref. No.	L.O.N.	(Relative ref. Number) Description	F.R.T.
1	811100	CABLE, THROTTLE .....	0.3
2	811115	CABLE, CLUTCH .....	0.2
3	615118	SWITCH, WINKER .....	0.4
4	6151B2	SWITCH, FRONT STOP .....	0.3
5	811125	CABLE, FRONT BRAKE .....	0.2
7	810150	GRIP, THROTTLE .....	0.1
8	8101C0	GRIP, HANDLE :LEFT .....	0.1
9	810155	HOUSING, THROTTLE .....	0.1
13	8101C9	BRACKET, HANDLE LEVER :RIGHT ..	0.2
14	8101C8	BRACKET, HANDLE LEVER :LEFT ..	0.2
16	8101C7	LEVER, HANDLE :RIGHT .....	0.1
18	8101C6	LEVER, HANDLE :LEFT .....	0.1
	8101F5	LEVER, HANDLE :BOTH .....	0.2

Ref. No.	Part No.	Description	Reqd. QTY			Serial No.	Parts catalogue code
			XR125 LEK C	LK LK C	XL125 LK C		
1	17910-KRH-780	CABLE COMP., THROTTLE .....	-	-	1		
2	22870-KRH-780	CABLE COMP., CLUTCH .....	-	-	1		
3	35200-KRH-781	SWITCH ASSY., WINKER .....	-	-	1		
4	35340-KRH-781	SWITCH ASSY., FR. STOP .....	-	-	1		
5	45450-KRH-781	CABLE COMP., FR. BRAKE .....	-	-	1		
6	45517-KCS-W60	HOLDER, MASTER CYLINDER .....	-	-	1		
7	53140-KB9-752	GRIP ASSY., THROTTLE .....	-	-	1		
8	53166-MK5-010	GRIP, L. HANDLE .....	-	-	1		
9	53167-KRH-920	HOUSING, UPPER THROTTLE .....	-	-	1		
10	53168-KRH-920	HOUSING, LOWER THROTTLE .....	-	-	1		
11	53169-KRH-900	SLIDER, THROTTLE .....	-	-	1		
12	53171-402-700	COVER, R. HANDLE LEVER .....	-	-	1		
13	53171-KRH-780	BRACKET, R. HANDLE LEVER .....	-	-	1		
14	53172-KRH-900	BRACKET, L. HANDLE LEVER .....	-	-	1		
15	53174-KRH-900	HOLDER, L. LEVER BRACKET .....	-	-	1		
16	53175-KRH-780	LEVER, R. STEERING HANDLE ...	-	-	1		
17	53177-KRH-900	COVER, L. HANDLE LEVER .....	-	-	1		
18	53178-KRH-900	LEVER, L. STEERING HANDLE ...	-	-	1		
19	53192-KRH-900	BOLT, WIRE ADJUSTING .....	-	-	1		
20	88111-KRH-901	NUT, LOCK(LH) (RIGHT HAND THREAD)	-	-	1		
21	88112-KRH-901	NUT, LOCK(RH) (LEFT HAND THREAD)	-	-	1		

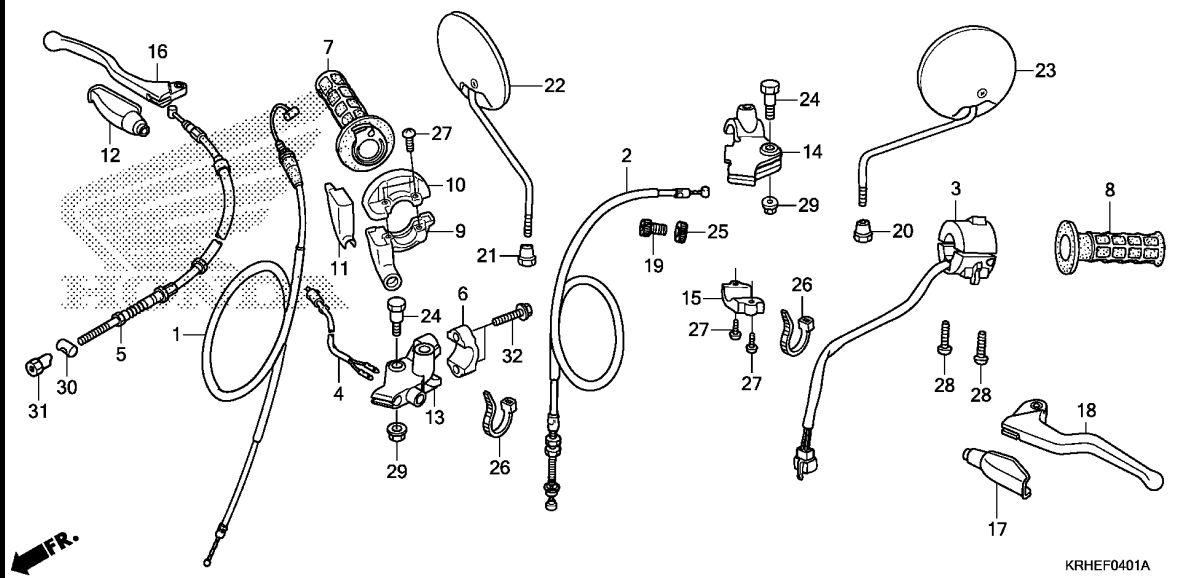
**3**



F-4-1

HANDLE LEVER/SWITCH/CABLE/MIRROR(XL125LK)

G 6

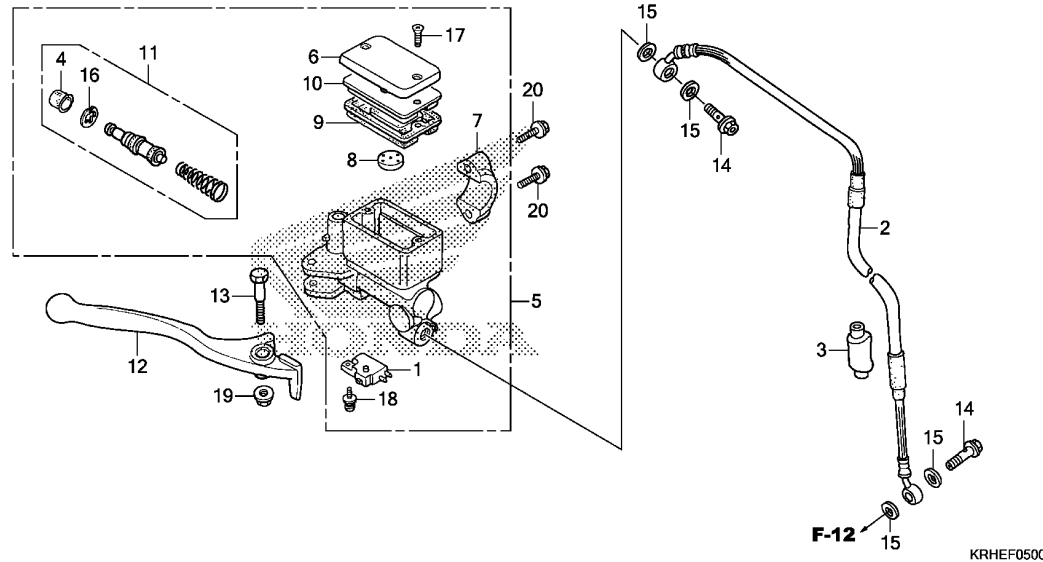


Ref. No.	Part No.	Description	Reqd. QTY			Serial No.	Parts catalogue code
			XR125 LEK	XL125 LK	XL125 LK C		
22	88210-KRH-780	MIRROR COMP., R. ....	-	-	1		
23	88220-KRH-780	MIRROR COMP., L. ....	-	-	1		
24	90113-KRH-900	BOLT, HANDLE LEVER PIVOT ....	-	-	2		
25	90322-KRH-900	NUT, FIXING .....	-	-	1		
26	90650-KW3-000	BAND, WIRE .....	-	-	2		
27	93500-05016-0G	SCREW, PAN, 5X16 .....	-	-	4		
28	93500-05020-0G	SCREW, PAN, 5X20 .....	-	-	2		
29	94050-06000	NUT, FLANGE, 6MM .....	-	-	2		
30	95015-32001	JOINT B, BRAKE ARM .....	-	-	1		
31	95015-42000	NUT B, BRAKE ROD ADJUSTING ..	-	-	1		
32	95701-06022-07	BOLT, FLANGE, 6X22 .....	-	-	2		

3

**F-5**

**FRONT BRAKE MASTER CYLINDER**



Ref. No.	L.O.N.	(Relative ref. Number) Description	F.R.T.
1	6151B2	SWITCH, FRONT STOP .....	0.1
2	7121A0	HOSE, FRONT BRAKE .....	0.4
		.INCLUDES: Bleed brakes	
5	712105	CYLINDER, FRONT BRAKE MASTER .....	0.4
		.INCLUDES: Bleed brakes	
9	7121G6	DIAPHRAGM, FRONT BRAKE MASTER CYLINDER .....	0.1
11	7121G9	PISTON SET, FRONT BRAKE MASTER .....	0.4
		.INCLUDES: Bleed brakes	
12	8101C7	LEVER, HANDLE :RIGHT .....	0.1
	8101F5	LEVER, HANDLE :BOTH .....	0.2

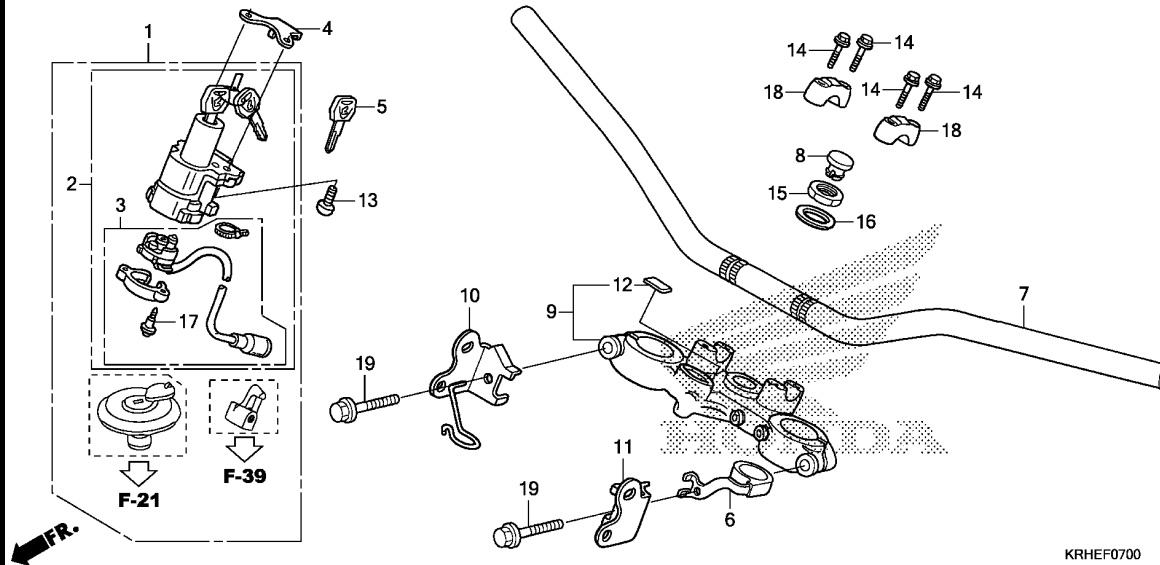
Ref. No.	Part No.	Description	Reqd. QTY			Serial No.	Parts catalogue code
			XR125 LEK C	LK C	XL125 LK C		
1	35340-MM5-600	SWITCH ASSY., FR. STOP .....	1	1	-		
2	45125-KRE-921	HOSE COMP., FR. BRAKE .....	1	1	-		
3	45463-KRH-000	COVER, BRAKE HOSE CLAMPER ...	1	1	-		
4	45504-410-003	BOOT COMP. ....	1	1	-		
5	45510-KRH-901	CYLINDER SUB ASSY., FR. BRAKE MASTER	1	1	-		
6	45513-HA2-006	CAP, MASTER CYLINDER .....	1	1	-		
7	45517-166-006	HOLDER, MASTER CYLINDER .....	1	1	-		
8	45518-MG3-016	SEPARATOR COMP. ....	1	1	-		
9	45520-MG7-006	DIAPHRAGM .....	1	1	-		
10	45521-HA2-006	PLATE, DIAPHRAGM .....	1	1	-		
11	45530-KRH-305	CYLINDER SET, MASTER .....	1	1	-		
12	53175-KRH-901	LEVER, R. STEERING HANDLE ...	1	1	-		
13	90114-166-006	BOLT, HANDLE LEVER PIVOT ....	1	1	-		
14	90145-KRH-901	BOLT, OIL, 10X22 .....	2	2	-		
15	90545-300-000	WASHER, OIL BOLT .....	4	4	-		
16	90651-MA5-671	CIRCLIP .....	1	1	-		
17	93600-04012-16	SCREW, FLAT, 4X12 .....	2	2	-		
18	93893-04012-17	SCREW-WASHER, 4X12 .....	1	1	-		
19	94050-06000	NUT, FLANGE, 6MM .....	1	1	-		
20	96001-06022-00	BOLT, FLANGE, 6X22 .....	2	2	-		



F-7

HANDLE PIPE/TOP BRIDGE(XR125LEK/LK)

G 8



Ref. No.	L.O.N.	(Relative ref. Number) Description	F.R.T.
1	6151A1	KEY SET .....	0.7
2	615145	SWITCH, COMBINATION & LOCK ...	0.6
3	6151C2	BASE, CONTACT .....	0.4
7	810100	PIPE, STEERING HANDLE .....	0.4
9	510110	BRIDGE, FORK TOP .....	0.5

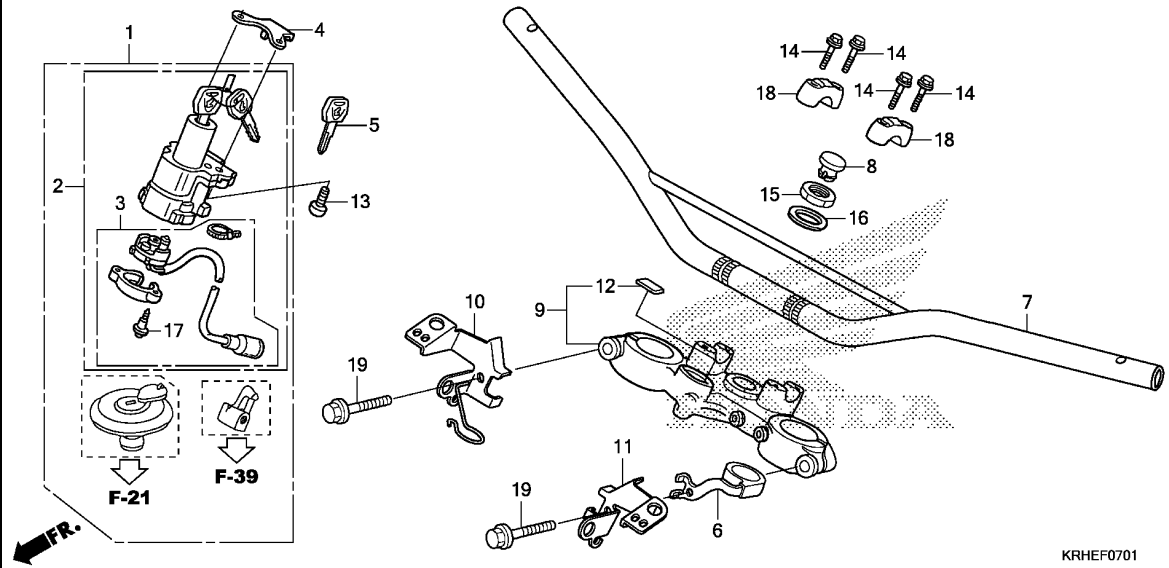
3

Ref. No.	Part No.	Description	Reqd. QTY			Serial No.	Parts catalogue code
			XR125 LEK C	XL125 LK C	XL125 LK C		
1	35010-KRH-900	KEY SET .....	1	1	-		
2	35100-KRH-901	SWITCH ASSY., COMBINATION & LOCK	1	1	-		
3	35101-KRH-901	BASE COMP., CONTACT .....	1	1	-		
4	35106-KRH-900	COVER, COMBINATION SWITCH ...	1	1	-		
5	35121-KRH-900	KEY COMP. ....	(1)	(1)	-		
6	45470-KRE-900	GUIDE COMP., BRAKE HOSE(UPPER)	1	1	-		
7	53100-KRH-900ZA	PIPE, STEERING HANDLE *NH1*.....BLACK	1	1	-		
8	53208-KCH-900	CAP, STEERING STEM .....	1	1	-		
9	53300-KRH-900	BRIDGE COMP., FORK TOP .....	1	1	-		
10	61311-KRH-900	STAY, R. HEADLIGHT .....	1	1	-		
11	61312-KRH-900	STAY, L. HEADLIGHT .....	1	1	-		
12	86150-KPG-901	EMBLEM, PRODUCT(MARUI) .....	1	1	-		
	86150-KPG-902	EMBLEM, PRODUCT(UEHARA) .....	1	1	-		
13	90107-MBG-000	BOLT, ONE-WAY, 8MM .....	2	2	-		
14	90111-KRH-900	BOLT, FLANGE, 8X36 .....	4	4	-		
15	90308-KRH-900	NUT, STEERING STEM .....	1	1	-		
16	90503-KRH-900	WASHER, STEERING STEM .....	1	1	-		
17	91059-GFM-901	SCREW, TAPPING, 3X16 .....	3	3	-		
18	95014-22200	HOLDER B2, HANDLE PIPE UPPER	2	2	-		
19	95701-08045-07	BOLT, FLANGE, 8X45 .....	2	2	-		

**F-7-1**

**HANDLE PIPE/TOP BRIDGE(XL125LK)**

**G 9**



Ref. No.	L.O.N.	(Relative ref. Number) Description	F.R.T.
1	6151A1	KEY SET .....	0.7
2	615145	SWITCH, COMBINATION & LOCK ...	0.6
3	6151C2	BASE, CONTACT .....	0.4
7	810100	PIPE, STEERING HANDLE .....	0.4
9	510110	BRIDGE, FORK TOP .....	0.5

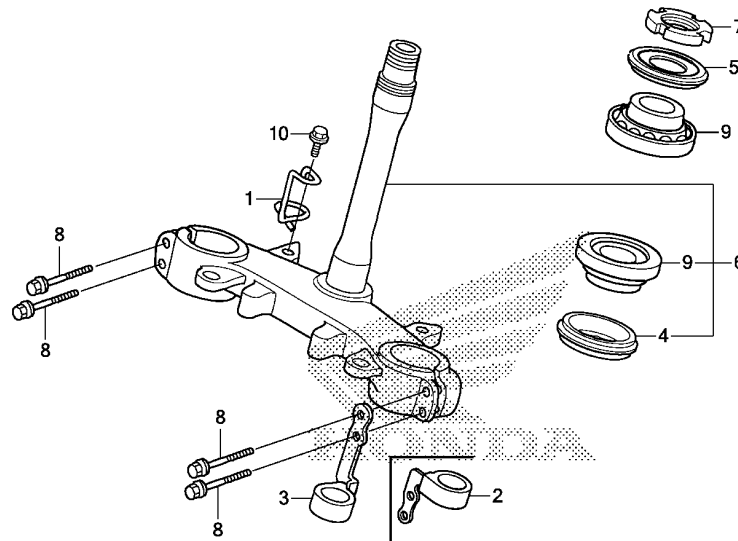
Ref. No.	Part No.	Description	Reqd. QTY			Serial No.	Parts catalogue code
			XR125 LEK C	XL125 LK C	XL125 LK C		
1	35010-KRH-900	KEY SET .....	-	-	1		
2	35100-KRH-901	SWITCH ASSY., COMBINATION & LOCK	-	-	1		
3	35101-KRH-901	BASE COMP., CONTACT .....	-	-	1		
4	35106-KRH-900	COVER, COMBINATION SWITCH ...	-	-	1		
5	35121-KRH-900	KEY COMP. ....	-	-	(1)		
6	45470-KRE-900	GUIDE COMP., BRAKE HOSE(UPPER)	-	-	1		
7	53100-KRH-780ZA	PIPE, STEERING HANDLE *NH1*.....BLACK	-	-	1		
8	53208-KCH-900	CAP, STEERING STEM .....	-	-	1		
9	53300-KRH-900	BRIDGE COMP., FORK TOP .....	-	-	1		
10	61311-KRH-780	STAY, R. HEADLIGHT .....	-	-	1		
11	61312-KRH-780	STAY, L. HEADLIGHT .....	-	-	1		
12	86150-KPG-901	EMBLEM, PRODUCT(MARUI) .....	-	-	1		
	86150-KPG-902	EMBLEM, PRODUCT(UFHARA) .....	-	-	1		
13	90107-MBG-000	BOLT, ONE-WAY, 8MM .....	-	-	2		
14	90111-KRH-900	BOLT, FLANGE, 8X36 .....	-	-	4		
15	90308-KRH-900	NUT, STEERING STEM .....	-	-	1		
16	90503-KRH-900	WASHER, STEERING STEM .....	-	-	1		
17	91059-GFM-901	SCREW, TAPPING, 3X16 .....	-	-	3		
18	95014-22200	HOLDER B2, HANDLE PIPE UPPER	-	-	2		
19	95701-08045-07	BOLT, FLANGE, 8X45 .....	-	-	2		

**3**

F-9

STEERING STEM

G10



FR.

KRHEF0900

Ref. No.	L.O.N.	(Relative ref. Number) Description	F.R.T.
6	510100	STEM OR SHAFT ASSY., STEERING (5)	1.1
7	5101B2	THREAD, STEERING HEAD TOP .... (4)	0.5
9	5101B6	BEARING, HEAD PIPE :UPPER ....	1.1
	5101B7	BEARING, HEAD PIPE :LOWER ....	1.2
	5101C7	BEARING, HEAD PIPE :BOTH .....	1.2

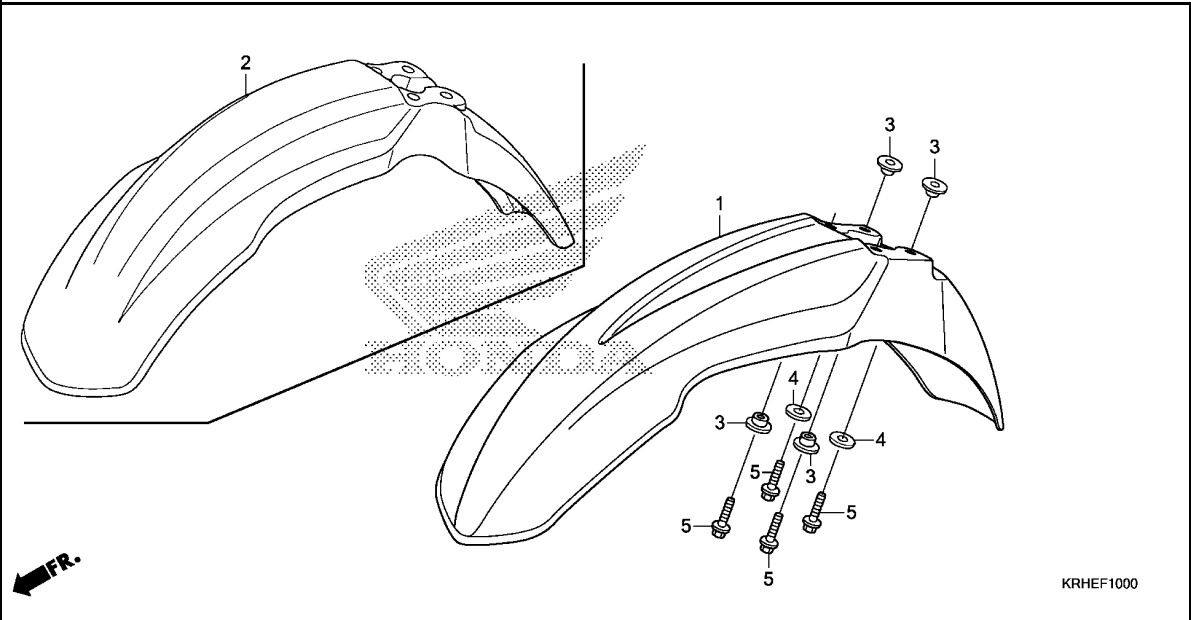
3

Ref. No.	Part No.	Description	Reqd. QTY			Serial No.	Parts catalogue code
			XR125 LEK C	XL125 LK C	XL125 LK C		
1	44833-KRH-780	GUIDE, SPEEDOMETER CABLE ....	1	1	1		
2	45460-KRH-780	GUIDE, BRAKE CABLE LOWER ....	-	-	1		
3	45460-KRH-000	GUIDE COMP., LOWER BRAKE HOSE	1	1	-		
4	53214-KRH-901	DUST SEAL, STEERING HEAD ....	1	1	1		
5	53215-KRH-901	DUST SEAL, STEERING HEAD ....	1	1	1		
6	53219-KRH-900	STEM SUB ASSY., STEERING ....	1	1	1		
7	53229-KRH-900	THREAD, STEERING HEAD TOP ...	1	1	1		
8	90106-KRH-900	BOLT, FLANGE, 8X35 .....	4	4	4		
9	91015-KRH-901	BEARING, HEAD PIPE .....	2	2	2		
10	95701-06012-00	BOLT, FLANGE, 6X12 .....	1	1	1		

**F-10**

**FRONT FENDER**

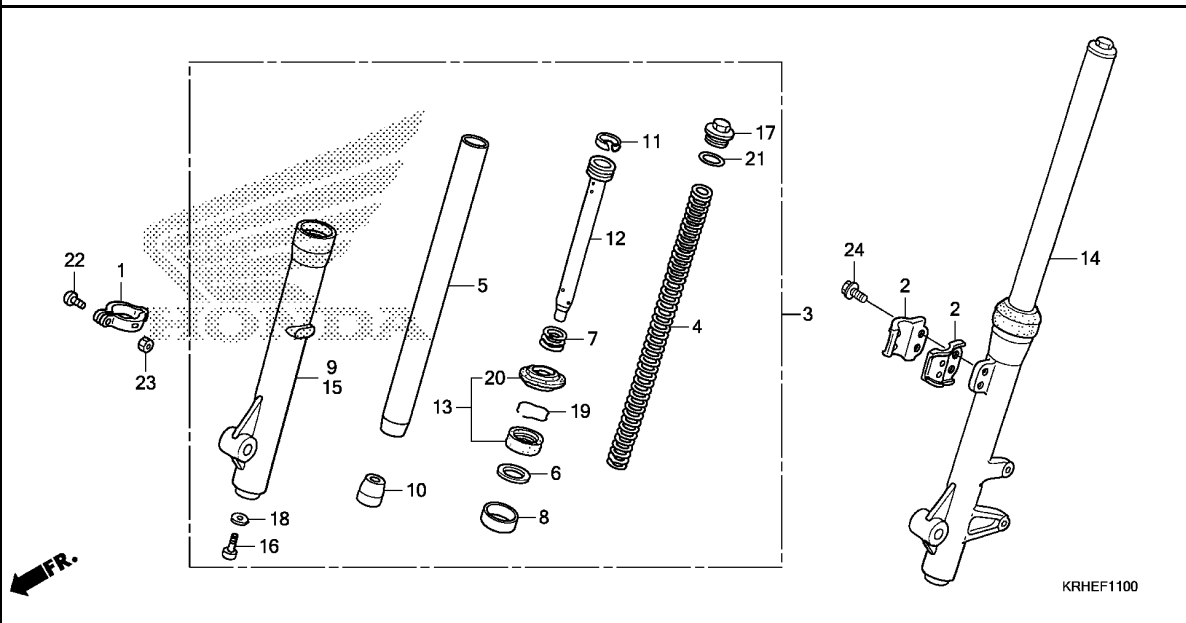
**G11**



Ref. No.	L.O.N.	(Relative ref. Number) Description	F.R.T.
1	(2)	FENDER, FRONT .....	0.1

Ref. No.	Part No.	Description	Reqd. QTY			Serial No.	Parts catalogue code
			XR125 LEK C	XL125 LK C	XL125 LK C		
1	61100-KRH-780ZA	FENDER, FR.	-	-	1		
	*R134*	.....FIGHTING RED	-	-	1		
	61100-KRH-780ZB	*NH196*.....ROSS WHITE	-	-	1		
2	61100-KRH-900ZA	FENDER, FR.					
	*NH1*	.....BLACK	1	1	-		
	61100-KRH-900ZB	*NH196*.....ROSS WHITE	1	1	-		
	61100-KRH-900ZC	*R134*.....FIGHTING RED	1	1	-		
3	61104-KRH-900	COLLAR, FENDER MOUNTING .....	4	4	4		
4	90546-KRH-900	WASHER, 6.5X20 .....	2	2	2		
5	95701-06025-00	BOLT, FLANGE, 6X25 .....	4	4	4		

**3**



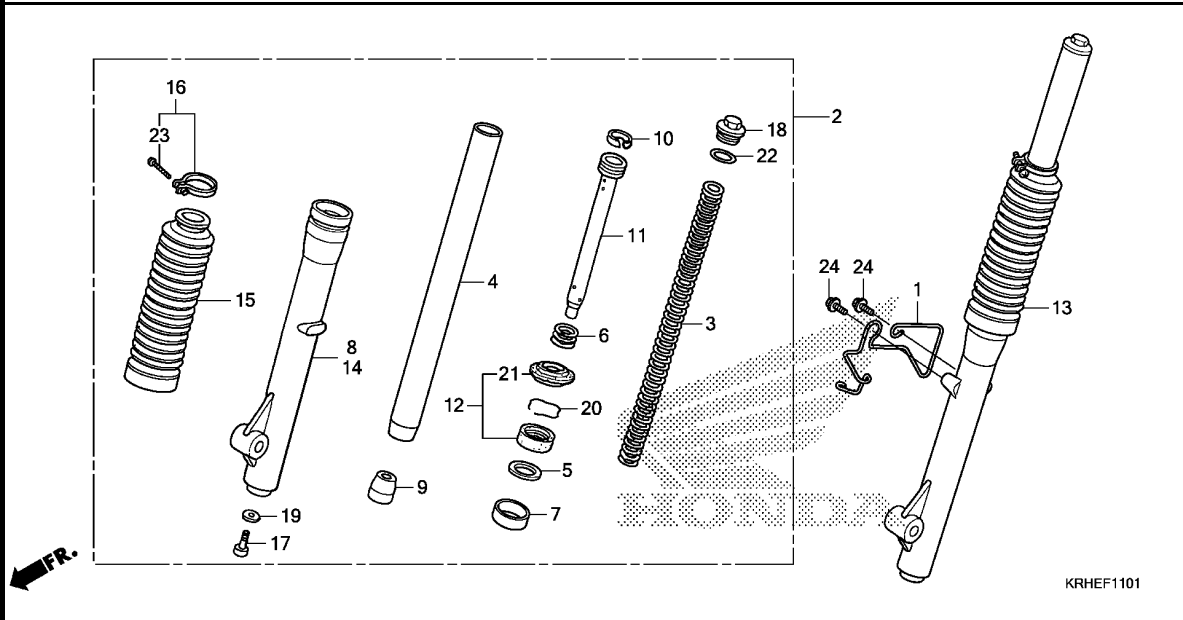
Ref. No.	L.O.N.	(Relative ref. Number) Description	F.R.T.
3	5111C3	FORK ASSY., FRONT :RIGHT	0.4
4	5111C5	SPRING, FRONT FORK :LEFT	0.2
	5111C6	SPRING, FRONT FORK :RIGHT	0.2
	5111C7	SPRING, FRONT FORK :BOTH	0.4
5		(7,8,10,11,12)	
	5111G2	PIPE, FRONT FORK :LEFT	0.8
	5111G3	PIPE, FRONT FORK :RIGHT	0.8
	5111G4	PIPE, FRONT FORK :BOTH	1.3
9	5111D2	CASE, BOTTOM :RIGHT	0.8
13	5111E7	SEAL SET, FRONT FORK :LEFT	0.8
	5111E8	SEAL SET, FRONT FORK :RIGHT	0.8
	5111E9	SEAL SET, FRONT FORK :BOTH	1.3
14	5111C2	FORK ASSY., FRONT :LEFT	0.4
	5111C4	FORK ASSY., FRONT :BOTH	0.6
15	5111D1	CASE, BOTTOM :LEFT	0.8
	5111D3	CASE, BOTTOM :BOTH	1.3

Ref. No.	Part No.	Description	Reqd. QTY			Serial No.	Parts catalogue code
			XR125 LEK	XL125 LK	XL125 LK		
1	44832-KRH-900	CLAMPER, SPEEDOMETER CABLE	1	1	-		
2	45461-KRH-900	CLAMPER A, BRAKE HOSE	2	2	-		
3	51400-KRH-901	FORK ASSY., R. FR.	1	1	-		
4	51401-KRH-901	SPRING, FR. FORK	2	2	-		
5	51410-KRH-901	PIPE COMP., FR. FORK	2	2	-		
6	51412-GGC-901	RING, BACK UP	2	2	-		
7	51413-KRH-901	SPRING, REBOUND	2	2	-		
8	51414-GFM-J11	GUIDE, FR. FORK	2	2	-		
9	51420-KRH-901	CASE, R. BOTTOM	1	1	-		
10	51432-KRH-901	PIECE, OIL LOCK	2	2	-		
11	51437-KRH-901	RING, PISTON	2	2	-		
12	51440-KRH-901	PIPE, SEAT	2	2	-		
13	51490-KRH-901	SEAL SET, FR. FORK	2	2	-		
14	51500-KRH-901	FORK ASSY., L. FR.	1	1	-		
15	51520-KRH-901	CASE, L. BOTTOM	1	1	-		
16	90116-KRF-H71	BOLT, SOCKET, 8X30	2	2	-		
17	90123-KRF-H71	BOLT, FR. FORK	2	2	-		
18	90544-KRF-H71	WASHER, SPECIAL, 8MM	2	2	-		
19	90651-KRF-H71	RING, OIL SEAL STOPPER	2	2	-		
20	91254-KRH-901	SEAL, DUST	2	2	-		
21	91351-KRF-H71	O-RING, 22X2.8	2	2	-		
22	93500-05018-0G	SCREW, PAN, 5X18	1	1	-		
23	94001-05070-0S	NUT, HEX., 5MM	1	1	-		
24	96001-06016-00	BOLT, FLANGE, 6X16	2	2	-		

F-11-1

FRONT FORK(XL125LK)

G13

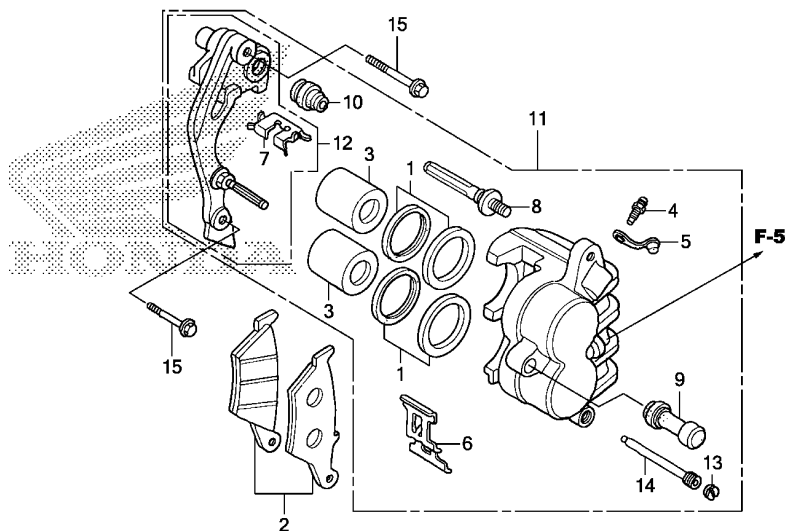


Ref. No.	L.O.N.	(Relative ref. Number) Description	F.R.T.
2	5111C3	FORK ASSY., FRONT :RIGHT	0.4
3	5111C5	SPRING, FRONT FORK :LEFT	0.2
	5111C6	SPRING, FRONT FORK :RIGHT	0.2
	5111C7	SPRING, FRONT FORK :BOTH	0.4
4		(6,7,9,10,11)	
	5111G2	PIPE, FRONT FORK :LEFT	0.8
	5111G3	PIPE, FRONT FORK :RIGHT	0.8
	5111G4	PIPE, FRONT FORK :BOTH	1.3
8	5111D2	CASE, BOTTOM :RIGHT	0.8
12	5111E7	SEAL SET, FRONT FORK :LEFT	0.8
	5111E8	SEAL SET, FRONT FORK :RIGHT	0.8
	5111E9	SEAL SET, FRONT FORK :BOTH	1.3
13	5111C2	FORK ASSY., FRONT :LEFT	0.4
	5111C4	FORK ASSY., FRONT :BOTH	0.6
14	5111D1	CASE, BOTTOM :LEFT	0.8
	5111D3	CASE, BOTTOM :BOTH	1.3
15	5111J9	BOOT, FRONT FORK :LEFT	0.4
	5111K0	BOOT, FRONT FORK :RIGHT	0.4
	5111K1	BOOT, FRONT FORK :BOTH	0.6

Ref. No.	Part No.	Description	Reqd. QTY			Serial No.	Parts catalogue code
			XR125 LEK C	XL125 LK C	XL125 LK C		
1	44834-KRH-780	GUIDE, SPEEDOMETER CABLE	-	-	1		
2	51400-KRH-781	FORK ASSY., R. FR.	-	-	1		
3	51401-KRH-781	SPRING, FR. FORK	-	-	2		
4	51410-KRH-781	PIPE COMP., FR. FORK	-	-	2		
5	51412-GGC-901	RING, BACK UP	-	-	2		
6	51413-KRH-901	SPRING, REBOUND	-	-	2		
7	51414-GFM-J11	GUIDE, FR. FORK	-	-	2		
8	51420-KRH-781	CASE, R. BOTTOM	-	-	1		
9	51432-KRH-901	PIECE, OIL LOCK	-	-	2		
10	51437-KRH-901	RING, PISTON	-	-	2		
11	51440-KRH-781	PIPE, SEAT	-	-	2		
12	51490-KRH-901	SEAL SET, FR. FORK	-	-	2		
13	51500-KRH-781	FORK ASSY., L. FR.	-	-	1		
14	51520-KRH-781	CASE, L. BOTTOM	-	-	1		
15	51611-KRH-781	BOOT, FR. FORK	-	-	2		
16	51612-KTJ-C00	BAND, FR. FORK BOOT	-	-	2		
17	90116-KRF-H71	BOLT, SOCKET, 8X30	-	-	2		
18	90123-KRF-H71	BOLT, FR. FORK	-	-	2		
19	90544-KRF-H71	WASHER, SPECIAL, 8MM	-	-	2		
20	90651-KRH-781	RING, OIL SEAL STOP	-	-	2		
21	91254-KRH-901	SEAL, DUST	-	-	2		
22	91351-KRF-H71	O-RING, 22X2.8	-	-	2		
23	93500-03020-0G	SCREW, PAN, 3X20	-	-	2		
24	95701-06016-00	BOLT, FLANGE, 6X16	-	-	2		

3





KRHEF1200

Ref. No.	L.O.N.	(Relative ref. Number) Description	F.R.T.
2	711115	SHOE(PAD) SET, BRAKE :FRONT ..	0.1
3	(1)		
	7111D1	PISTON, FRONT BRAKE CALIPER ..	0.5
		.INCLUDES: Bleed brakes	
		.NOTE: Same time for two units	
11	711130	CALIPER, FRONT BRAKE .....	0.4
		.INCLUDES: Bleed brakes	
12	7111G0	BRACKET, FRONT CALIPER .....	0.2

FR.

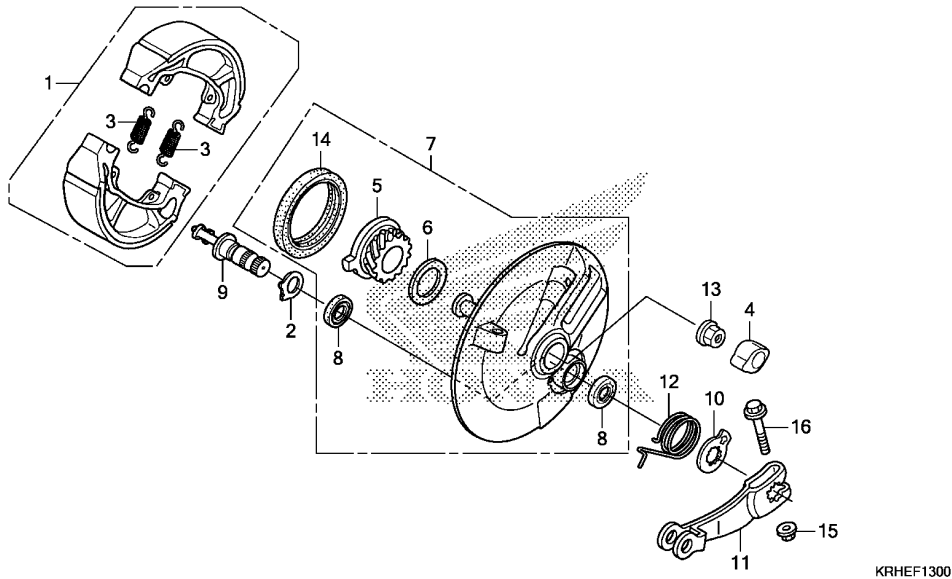
3

Ref. No.	Part No.	Description	Reqd. QTY			Serial No.	Parts catalogue code
			XR125 LEK C	XL125 LK C	XL125 LK C		
1	06431-MA3-405	SEAL SET, PISTON .....	2	2	-		
2	06455-KHA-942	PAD SET, FR. ....	1	1	-		
3	43107-MAJ-641	PISTON, 27X31 .....	2	2	-		
4	43352-568-003	SCREW, BLEEDER(NISSIN) .....	1	1	-		
5	43353-461-771	CAP, BLEEDER .....	1	1	-		
6	45108-KW8-901	SPRING, PAD .....	1	1	-		
7	45112-KS6-701	RETAINER .....	1	1	-		
8	45131-HA5-672	BOLT A, PIN .....	1	1	-		
9	45132-166-016	BOOT, PIN BUSH(NISSIN) .....	1	1	-		
10	45133-MA3-006	BOOT B .....	1	1	-		
11	45150-KRH-D21	CALIPER SUB ASSY., L. FR. (NISSIN)	1	1	-		
12	45190-KCZ-J71	BRACKET SUB ASSY., L. FR. ....	1	1	-		
13	45203-MG3-016	PLUG, PIN .....	1	1	-		
14	45215-ML7-922	PIN, HANGER .....	1	1	-		
15	90131-KRH-900	BOLT, FLANGE, 8X40 .....	2	2	-		

**F-13**

**FRONT BRAKE PANEL**

**G15**



Ref. No.	L.O.N.	(Relative ref. Number) Description	F.R.T.
1	711115	SHOE(PAD) SET, BRAKE :FRONT .. (14)	0.4
5	7101C3	GEAR, SPEEDOMETER .....	0.3
7	7111D0	PANEL, FRONT BRAKE .....	0.4
11	7111C3	ARM, BRAKE :FRONT .....	0.3

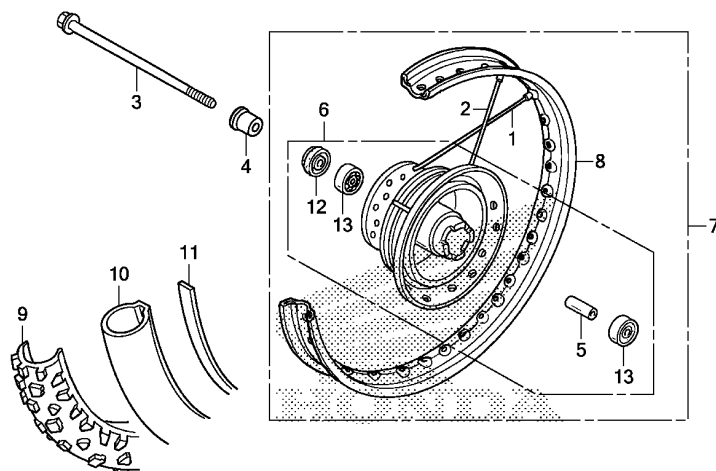
Ref. No.	Part No.	Description	Reqd. QTY			Serial No.	Parts catalogue code
			XR125 LEK C	XL125 LK C	XL125 LK C		
1	06430-KRF-B80	SHOE SET, BRAKE(JB) .....	-	-	1		
	06450-KGA-B90	SHOE SET, BRAKE(JB NH FE) ...	-	-	1		
2	43142-KAS-890	SEAT, RR. BRAKE CAM .....	-	-	1		
		(FOR FR.)	-	-	1		
3	43151-329-000	SPRING, BRAKE SHOE .....	-	-	2		
	43151-KCW-870	.....	-	-	2		
4	44302-KTT-950	CAP, AXLE NUT .....	-	-	1		
5	44806-KRH-780	GEAR, SPEEDOMETER(23T) .....	-	-	1		
6	44808-107-720	WASHER, SPEEDOMETER GEAR ....	-	-	1		
7	45010-KRH-780ZA	PANEL SUB COMP., FR. BRAKE	-	-	1		
		*NH364M*SHEEN SILVER METALLIC	-	-	1		
8	45134-KB7-005	DUST SEAL, BRAKE CAM(NOK) ...	-	-	2		
9	45141-KRH-780	CAM, FR. BRAKE .....	-	-	1		
10	45145-437-970	INDICATOR, FR. BRAKE .....	-	-	1		
11	45410-KRH-780	ARM, FR. BRAKE .....	-	-	1		
12	45435-KCW-870	SPRING, BRAKE ARM .....	-	-	1		
13	90306-KF0-003	NUT, FLANGE, 12MM(FUSERASHI)	-	-	1		
	90306-KYA-601	NUT, FLANGE, 12MM(PT) .....	-	-	1		
14	91251-GK4-003	OIL SEAL, 47X60X7(ARAI) .....	-	-	1		
15	94050-06080	NUT, FLANGE, 6MM .....	-	-	1		
16	95701-06032-00	BOLT, FLANGE, 6X32 .....	-	-	1		

**3**

**F-14-10**

**FRONT WHEEL(XL125LK)**

**G16**



Ref. No.	L.O.N.	(Relative ref. Number) Description	F.R.T.
3		(12)	
710151		AXLE, FRONT WHEEL .....	0.3
6		(1,2)	
710103		HUB, FRONT WHEEL .....	2.2
7101D4		FRONT WHEEL .....	0.9
710109		RIM, WHEEL :FRONT .....	2.1
9		(11)	
710139		FRONT TIRE(ONE) .....	0.9
10		(11)	
710140		TUBE, FRONT TIRE(ONE) .....	0.9
710115		BEARING, FRONT WHEEL(ONE) .....	0.5
710115G		.Replace 1 bearing add .....	0.1

**FR.**

KRHEF1410

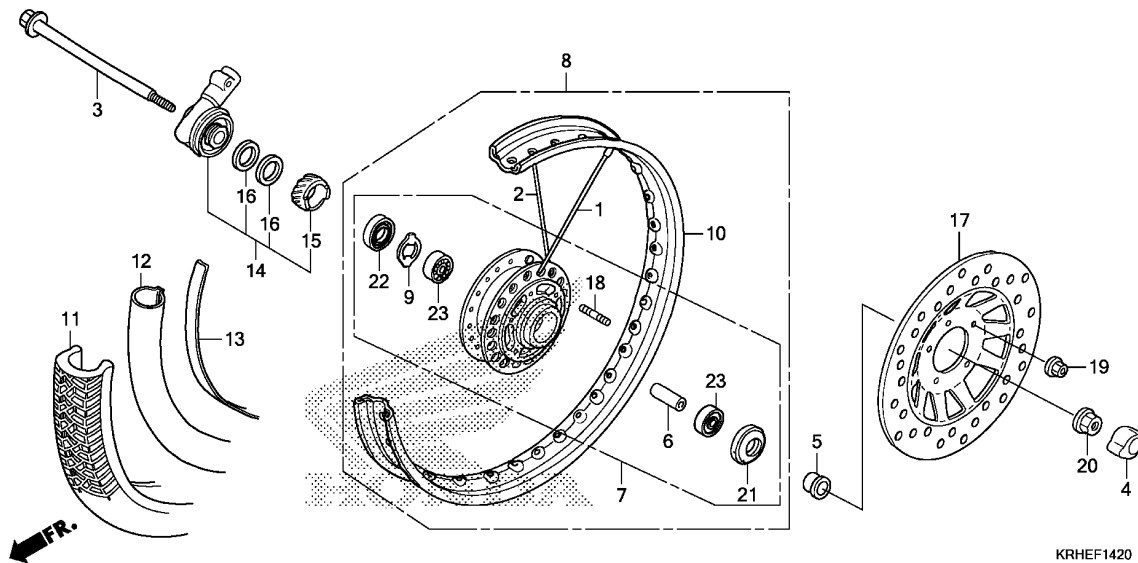
**3**

Ref. No.	Part No.	Description	Reqd. QTY			Serial No.	Parts catalogue code
			XR125 LEK C	LK LK C	XL125 LK C		
1	06441-KRH-780	SPOKE SET A, FR.(A10X224) ... (R. SIDE)	-	-	18		
2	06442-KRH-780	SPOKE SET B, FR.(A10X204) ... (L. SIDE)	-	-	18		
3	44301-KRH-900	AXLE, FR. WHEEL .....	-	-	1		
4	44311-KTJ-900	COLLAR, FR. WHEEL SIDE .....	-	-	1		
5	44620-KRH-780	COLLAR, FR. AXLE DISTANCE ...	-	-	1		
6	44635-KRH-780ZA	HUB SUB ASSY., FR. *NH364M*SHEEN SILVER METALLIC	-	-	1		
7	44650-KRH-780ZA	WHEEL SUB ASSY., FR. *NH364M*SHEEN SILVER METALLIC	-	-	1		
8	44701-KRH-780	RIM, FR. WHEEL(1.40X21) .....	-	-	1		
9	44711-KRH-781	TIRE, FR.(CHENG SHIN) (70/100-21 M/C 44P)	-	-	1		
10	44712-KRH-781	TUBE, TIRE(CHENG SHIN) (70/100-21)	-	-	1		
11	44713-KRH-781	FLAP, TIRE(CHENG SHIN) .....	-	-	1		
12	91251-KYY-900	DUST SEAL, 21X37X7 .....	-	-	1		
13	96140-63010-10	BEARING, RADIAL BALL, 6301U	-	-	2		

**F-14-20**

**FRONT WHEEL(XR125LEK/LK)**

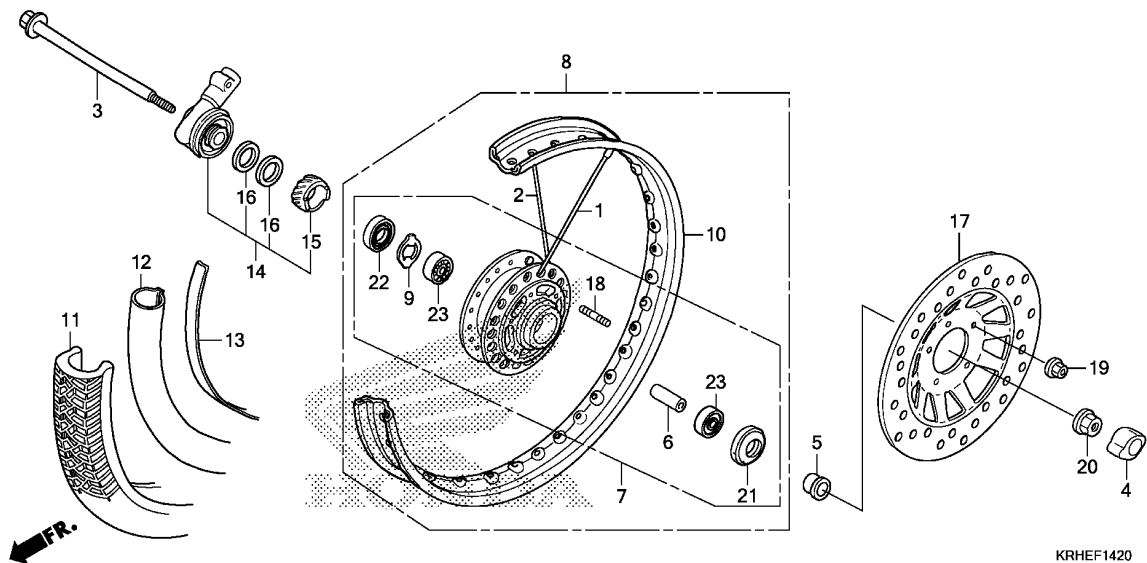
**H 1**



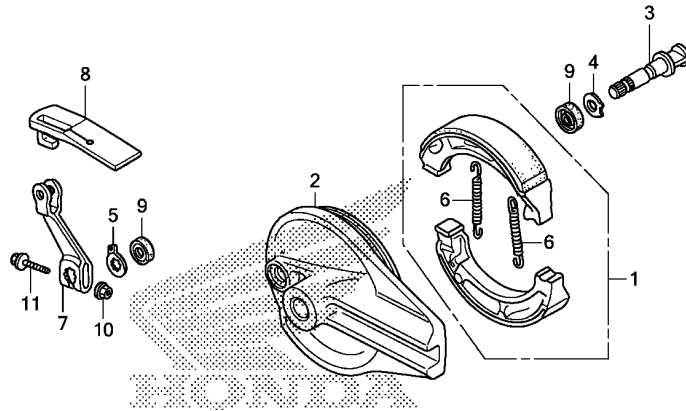
Ref. No.	L.O.N.	(Relative ref. Number) Description	F.R.T.
3		(21,22)	
710151		AXLE, FRONT WHEEL .....	0.3
7		(1,2)	
710103		HUB, FRONT WHEEL .....	2.3
8		FRONT WHEEL .....	1.0
10		710109 RIM, WHEEL :FRONT .....	2.2
11		(13)	
710139		FRONT TIRE(ONE) .....	0.9
12		(13)	
710140		TUBE, FRONT TIRE(ONE) .....	0.9
14		710145 GEARBOX ASSY., SPEEDOMETER ...	0.3
17		711120 DISC, FRONT BRAKE .....	0.4
23		710115 BEARING, FRONT WHEEL(ONE) ....	0.5
		710115G .Replace 1 bearing add .....	0.1

Ref. No.	Part No.	Description	Reqd. QTY			Serial No.	Parts catalogue code
			XR125 LEK C	XL125 LK C	XL125 LK C		
1	06440-KRH-900	SPOKE SET A,(10X206) (OUTSIDE) .....	18	18	-		
2	06441-KRH-900	SPOKE SET A,(10X206.5) (INSIDE) .....	18	18	-		
3	44301-KRH-900	AXLE, FR. WHEEL .....	1	1	-		
4	44302-KTT-950	CAP, AXLE NUT .....	1	1	-		
5	44312-KRH-900	COLLAR, FR. WHEEL .....	1	1	-		
6	44620-KRH-900	COLLAR, FR. AXLE DISTANCE ...	1	1	-		
7	44635-KRH-900	HUB SUB ASSY., FR. ....	1	1	-		
8	44650-KRH-900	WHEEL SUB ASSY., FR. ....	1	1	-		
9	44680-KRH-900	RETAINER, GEAR BOX .....	1	1	-		
10	44701-KRH-900	RIM, FR. WHEEL .....	1	1	-		
11	44711-KRH-901	TIRE, FR.(CHENG SHIN) (90/90-19 M/C 52P) .....	1	1	-		
12	44712-KRH-901	TUBE, TIRE(CHENG SHIN) .....	1	1	-		
13	44713-KRH-901	FLAP, TIRE(CHENG SHIN) .....	1	1	-		
14	44800-KRH-901	BOX ASSY., SPEEDOMETER GEAR .....	1	1	-		
15	44806-KRH-901	GEAR, SPEEDOMETER(20T) .....	1	1	-		
16	44808-KRH-901	WASHER, GEAR .....	2	2	-		
17	45351-KRH-900	DISK, L. FR. BRAKE .....	1	1	-		
18	90128-KGA-B90	BOLT, STUD, 2, 6X16 .....	5	5	-		
19	90302-KYA-601	NUT, FLANGE, 6MM(PT) .....	5	5	-		
20	90306-KFO-003	NUT, FLANGE, 12MM(FUSERASHI) .....	1	1	-		
	90306-KYA-601	NUT, FLANGE, 12MM(PT) .....	1	1	-		
21	90755-229-003	OIL SEAL, 21X37X7(ARAI) .....	1	1	-		

**3**



Ref. No.	Part No.	Description	Reqd. QTY			Serial No.	Parts catalogue code
			XR125 LEK	XL125 LK	XL125 LK		
21)	90755-229-005	OIL SEAL, 21X37X7 (NOK) .....	1	1	-		
	90755-KRH-900	OIL SEAL, 21X37X7 .....	1	1	-		
22	91258-410-006	DUST SEAL, 40X50X5 (NOK) .....	1	1	-		
	91258-410-013	DUST SEAL, 40X50X5 (ARAI) .....	1	1	-		
	91258-MCG-901	DUST SEAL, 40X50X5 (SABO) .....	1	1	-		
	91258-MCG-902	DUST SEAL, 40X50X5 (NOK) .....	1	1	-		
23	96140-63010-10	BEARING, RADIAL BALL, 6301U .....	2	2	-		



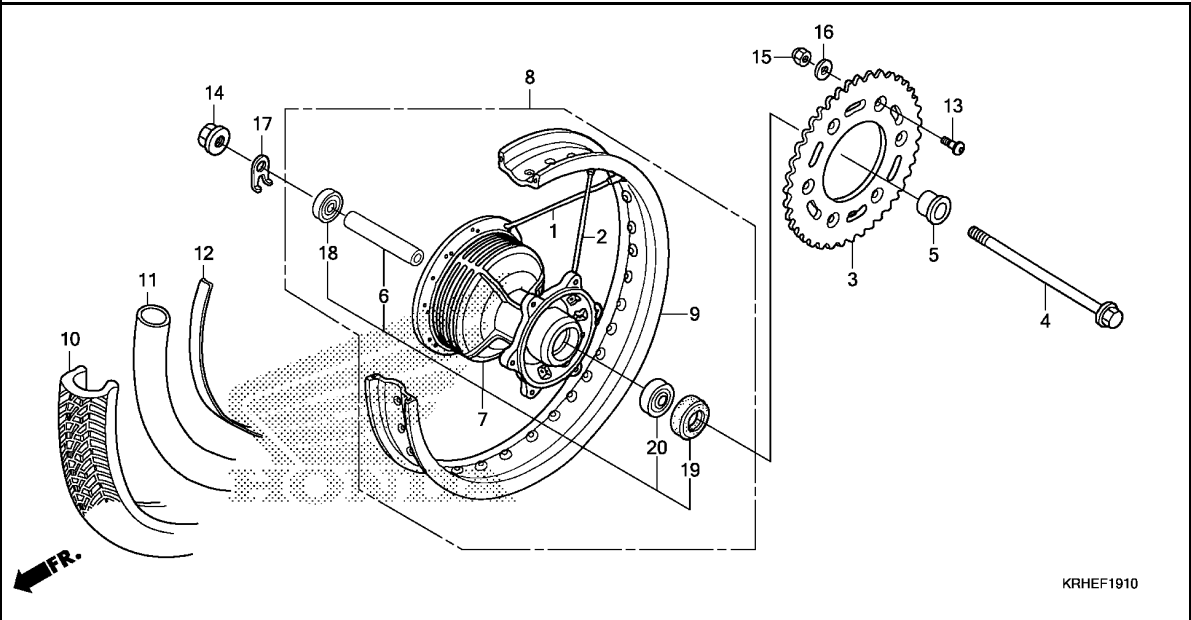
Ref. No.	L.O.N.	(Relative ref. Number) Description	F.R.T.
1	711140	SHOE(PAD) SET, BRAKE :REAR ...	0.4
2		(3)	
	7111A9	PANEL, REAR BRAKE .....	0.5
7	7111C4	ARM, BRAKE :REAR .....	0.2

Ref. No.	Part No.	Description	Reqd. QTY			Serial No.	Parts catalogue code
			XR125 LEK C	XL125 LK C	XL125 LK C		
1	06430-GBJ-J10	SHOE SET, BRAKE(ASK) .....	1	1	1		
	06430-GCE-900	SHOE SET, BRAKE(NK) .....	1	1	1		
2	43100-KRH-900ZA	PANEL COMP., RR. BRAKE *NH364M*SHEEN SILVER METALLIC	1	1	1		
3	43141-KRH-900	CAM, RR. BRAKE .....	1	1	1		
4	43142-KRH-900	SEAT, RR. BRAKE CAM .....	1	1	1		
5	43145-KRH-900	INDICATOR, RR. BRAKE .....	1	1	1		
6	43151-110-000	SPRING, BRAKE SHOE(NK) .....	2	2	2		
7	43410-KRH-900	ARM, RR. BRAKE .....	1	1	1		
8	43411-KHA-940	COVER, RR. BRAKE ARM .....	1	1	1		
9	45134-KB7-005	DUST SEAL, BRAKE CAM(NOK) ...	2	2	2		
10	90302-KYA-601	NUT, FLANGE, 6MM(PT) .....	1	1	1		
11	95701-08035-00	BOLT, FLANGE, 8X35 .....	1	1	1		

# F-19-10

# REAR WHEEL

**H 4**



Ref. No.	L.O.N.	(Relative ref. Number) Description	F.R.T.
3	7101A0	SPROCKET, FINAL DRIVEN (19)	0.4
4	710160	AXLE, REAR WHEEL (1,2)	0.3
7	710121	HUB, REAR WHEEL	2.3
8	710118	REAR WHEEL	1.0
9	710127	RIM, WHEEL :REAR	2.2
10	710142	REAR TIRE(ONE) (12)	0.9
11	7101A7	TUBE, REAR TIRE(ONE)	0.9
18	710133	BEARING, REAR WHEEL(ONE)	0.5
	710133G	.Replace 1 bearing add	0.1

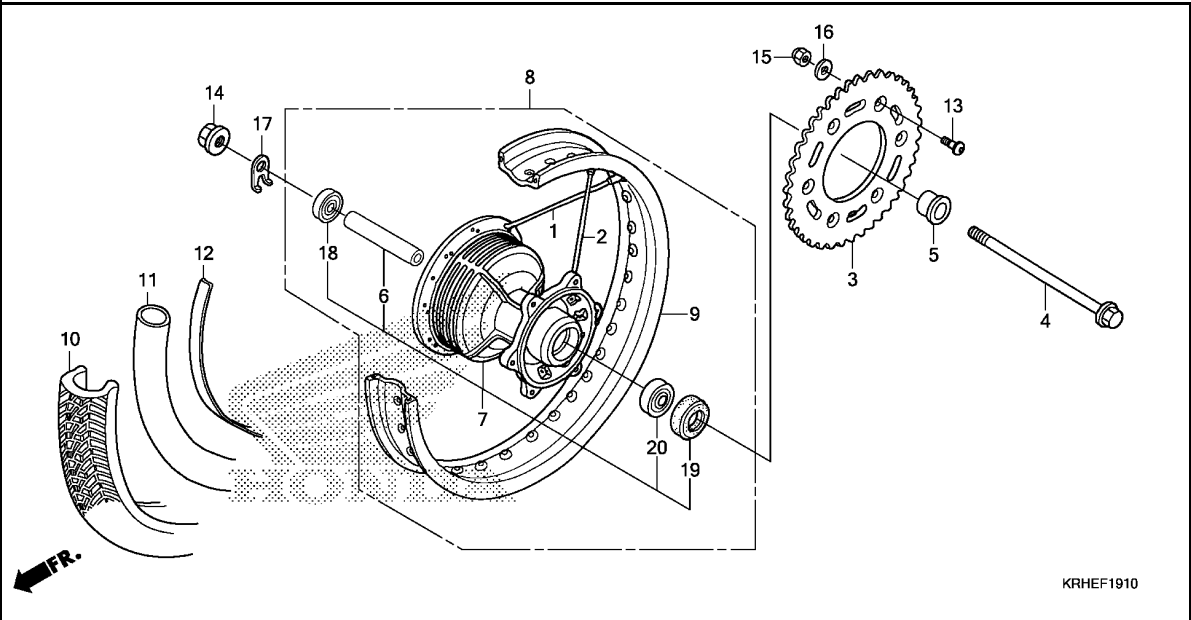
**3**

Ref. No.	Part No.	Description	Reqd. QTY			Serial No.	Parts catalogue code
			XR125 LEK C	LK C	XL125 LK C		
1	06420-KRH-900	SPOKE SET A, RR.(A10X166) (R. SIDE)	18	18	-		
	06420-KRH-780	SPOKE SET A, RR.(A10X175) (R. SIDE)	-	-	18		
2	06421-KRH-900	SPOKE SET B, RR.(A10X184) (L. SIDE)	18	18	-		
	06421-KRH-780	SPOKE SET B, RR.(A10X193) (L. SIDE)	-	-	18		
3	41201-KRH-780	SPROCKET, FINAL DRIVEN(51T)	1	1	1		
4	42301-KRH-900	AXLE, RR. WHEEL	1	1	1		
5	42312-KRH-900	COLLAR, RR. WHEEL	1	1	1		
6	42620-KRH-900	COLLAR, RR. AXLE DISTANCE	1	1	1		
7	42635-KRH-780ZA	HUB SUB ASSY., RR.	1	1	1		
8	42650-KRH-A00ZA	WHEEL SUB ASSY., RR.	1	1	1		
	42650-KRH-780ZA	*NH364M*SHEEN SILVER METALLIC	-	-	1		
9	42701-KRH-900	RIM, RR. WHEEL(2.15X17)	1	1	-		
	42701-KRH-780	RIM, RR. WHEEL(2.15X18)	-	-	1		
10	42711-KRH-901	TIRE, RR.(CHENG SHIN)	1	1	-		
		(110/90-17 M/C 60P)	-	-	1		
	42711-KRH-781	TIRE, RR.(CHENG SHIN)	-	-	1		
		(100/90-18 M/C 56P)	-	-	1		
11	42712-KRH-901	TUBE, TIRE(CHENG SHIN)	1	1	-		
	42712-KRH-781	TUBE, TIRE(CHENG SHIN)	-	-	1		
		(100/90-18)	-	-	1		
12	42713-KRH-901	FLAP, TIRE(CHENG SHIN)	1	1	-		

# F-19-10

# REAR WHEEL

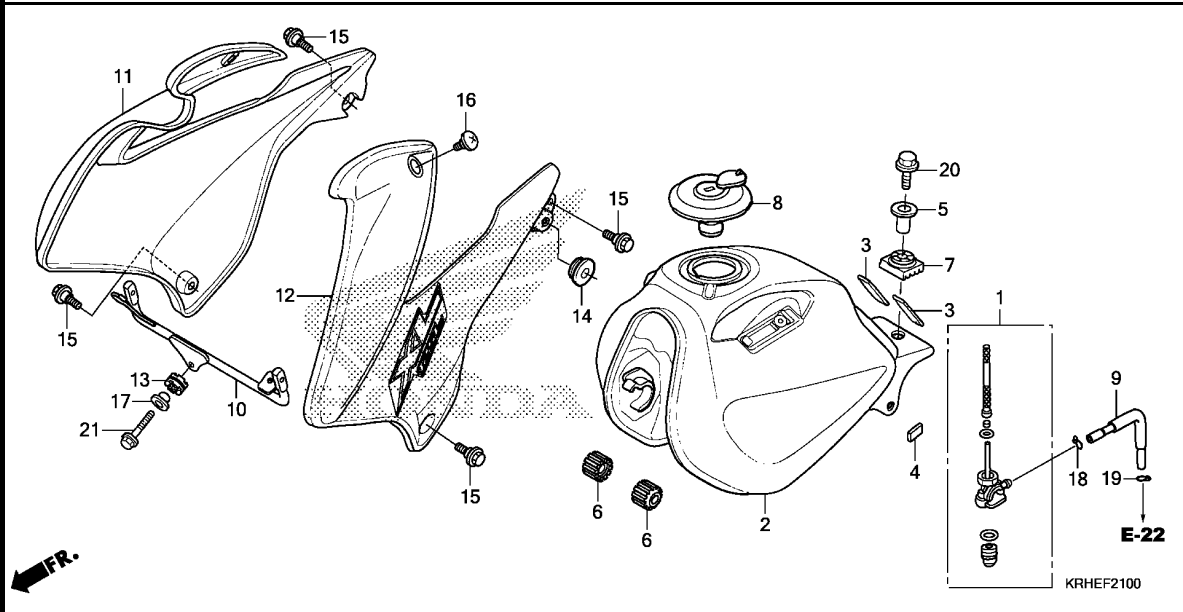
H 5



Ref. No.	Part No.	Description	Reqd. QTY			Serial No.	Parts catalogue code
			XR125 LEK C	XL125 LK C	XL125 LK C		
12)	42713-KRH-781	FLAP, TIRE(CHENG SHIN)	-	-	1		
13	90125-KZJ-900	BOLT, SPROCKET FIXING	6	6	6		
14	90307-KRH-901	NUT, FLANGE, 16MM	1	1	1		
15	90309-KFO-003	NUT, FLANGE, 8MM	6	6	6		
	90309-KRH-901	NUT, U, 8MM	6	6	6		
16	90511-KRH-900	WASHER, 8MM	6	6	-		
	90511-KRH-780		-	-	6		
17	90559-KRH-900	WASHER, RR. AXLE	1	1	1		
18	91053-MAY-003	BEARING, RADIAL BALL, 6203UU	1	1	1		
19	91253-033-003	OIL SEAL, 25X47X6.5	1	1	1		
20	96140-63030-10	BEARING, RADIAL BALL, 6303U	1	1	1		

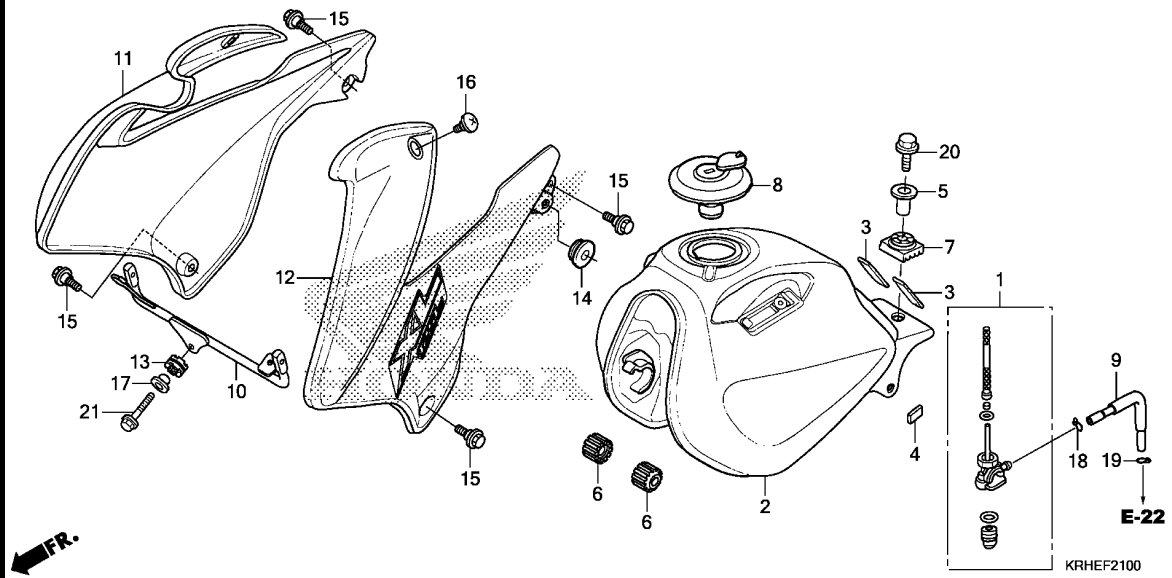
3



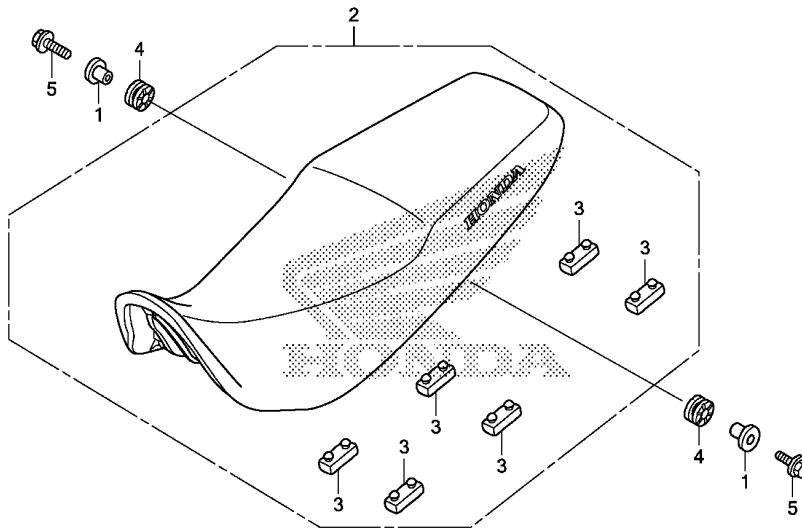


Ref. No.	L.O.N.	(Relative ref. Number) Description	F.R.T.
1	310110	COCK ASSY., FUEL .....	0.3
2	310100	TANK, FUEL .....	0.4
11	1151A0	SHROUD, RADIATOR :RIGHT .....	0.1
12	115126	SHROUD, RADIATOR :LEFT .....	0.1
	1151A5	SHROUD, RADIATOR :BOTH .....	0.1

Ref. No.	Part No.	Description	Reqd. QTY			Serial No.	Parts catalogue code
			XR125 LEK C	XL125 LK C	LK C		
1	16950-KRH-901	COCK ASSY., FUEL .....	1	1	1		
2	17510-KRH-900ZA	TANK COMP., FUEL *NH1*.....BLACK	1	1	1		
3	17517-KPF-900	RUBBER A, FUEL TANK .....	2	2	2		
4	17518-KRE-900	RUBBER .....	2	2	2		
5	17526-KRH-900	COLLAR, FUEL TANK MOUNTING ..	1	1	1		
6	17611-KRH-900	CUSHION, FUEL TANK FR. ....	2	2	2		
7	17613-KRH-900	CUSHION, FUEL TANK RR. ....	1	1	1		
8	17620-KRH-901	CAP COMP., FUEL FILLER .....	1	1	1		
9	17681-KRH-780	TUBE, FUEL .....	1	1	1		
10	19040-KRH-A00	JOINT, SHROUD .....	1	1	-		
	19040-KRH-780	.....	-	-	1		
11	19100-KRH-900ZA	SHROUD SET, R.(WL) *NH1*.....BLACK	1	1	-		
	19100-KRH-900ZB	*NH196*.....ROSS WHITE	1	1	-		
	19100-KRH-900ZC	*R134*.....FIGHTING RED	1	1	-		
	19100-KRH-780ZA	*TYPE2*.....	-	-	1		
	19100-KRH-780ZB	*TYPE1*.....	-	-	1		
12	19200-KRH-900ZA	SHROUD SET, L.(WL) *NH1*.....BLACK	1	1	-		
	19200-KRH-900ZB	*NH196*.....ROSS WHITE	1	1	-		
	19200-KRH-900ZC	*R134*.....FIGHTING RED	1	1	-		
	19200-KRH-780ZA	*TYPE2*.....	-	-	1		
	19200-KRH-780ZB	*TYPE1*.....	-	-	1		
13	37101-KRH-900	RUBBER, SPEEDOMETER .....	1	1	1		
14	83551-KRH-D20	GROMMET, SIDE COVER .....	2	2	2		
15	90116-KRH-900	BOLT, FLANGE, 6MM .....	4	4	4		

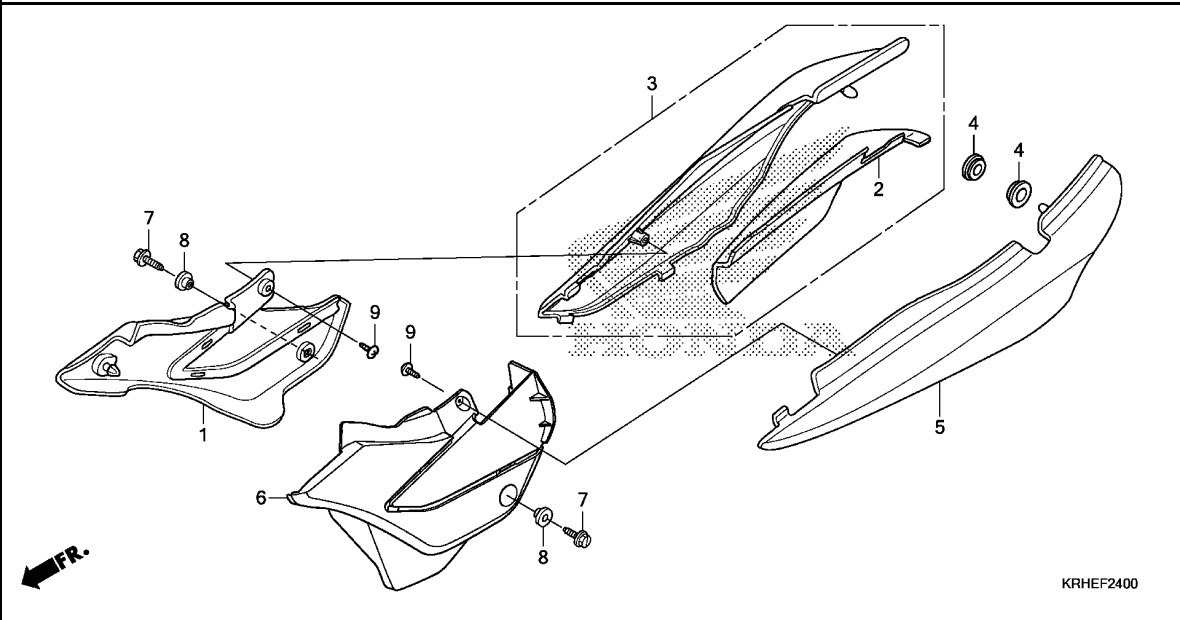


Ref. No.	Part No.	Description	Reqd. QTY			Serial No.	Parts catalogue code
			XR125 LEK C	XL125 LK C	XL125 LK C		
16	90381-KRH-900	SCREW, SPECIAL, 6X8 .....	2	2	2		
17	90509-KRH-900	COLLAR, SIDE MOUNTING .....	1	1	1		
18	90651-KRM-R20	CLIP C9, TUBE .....	1	1	1		
19	95002-02080	CLIP, TUBE(B8) .....	1	1	1		
20	95701-08032-00	BOLT, FLANGE, 8X32 .....	1	1	1		
21	96001-06018-00	BOLT, FLANGE, 6X18 .....	1	1	1		



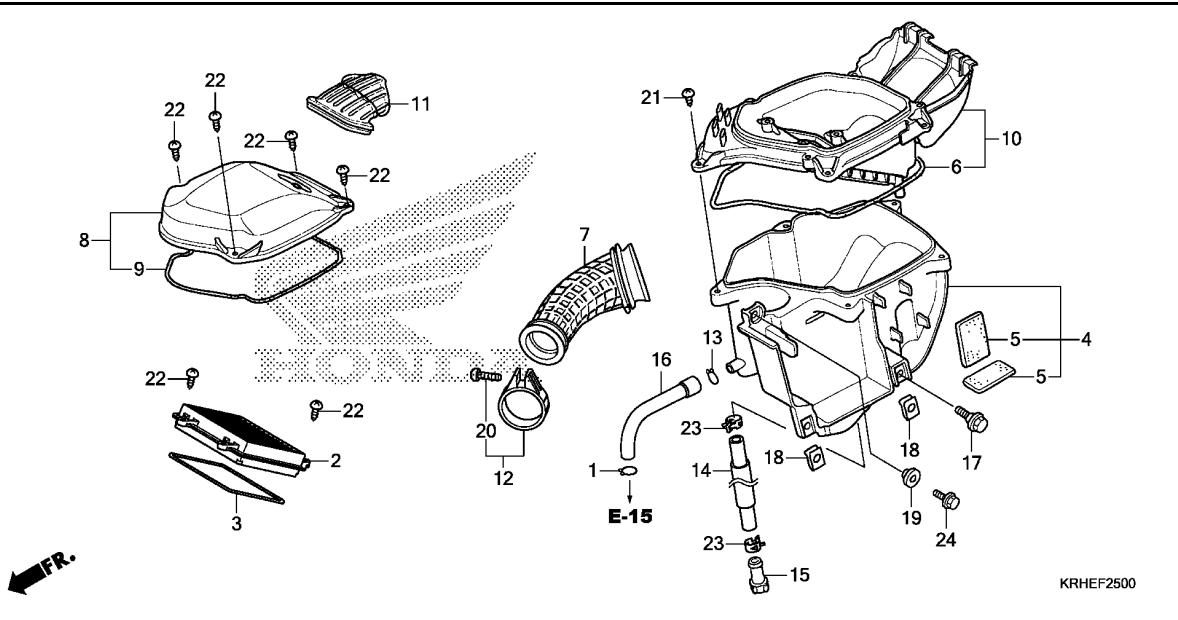
Ref. No.	L.O.N.	(Relative ref. Number) Description	F.R.T.
2	4131E4	SEAT :DOUBLE .....	0.1

Ref. No.	Part No.	Description	Reqd. QTY			Serial No.	Parts catalogue code
			XR125 LEK C	XL125 LK C	XL125 LK C		
1	77103-KRH-900	COLLAR, SEAT SETTING .....	2	2	2		
2	77200-KRH-780ZB	SEAT COMP., DOUBLE *TYPE1*.....	1	1	1		
3	77205-286-000	RUBBER B, SEAT SETTING .....	6	6	6		
4	80112-KRH-D20	CUSHION, TAILLIGHT .....	2	2	2		
5	95701-06025-00	BOLT, FLANGE, 6X25 .....	2	2	2		



Ref. No.	L.O.N.	(Relative ref. Number) Description	F.R.T.
1		(3)	
4111H9		COVER, SIDE :RIGHT .....	0.1
6		(5)	
4111H8		COVER, SIDE :LEFT .....	0.1
4111J0		COVER, SIDE :BOTH .....	0.1

Ref. No.	Part No.	Description	Reqd. QTY			Serial No.	Parts catalogue code
			XR125 LEK C	XL125 LK C	XL125 LK C		
1	83501-KRH-900ZA	COVER, R. FR. SIDE *NH1*.....BLACK	1	1	1		
2	83503-KRE-900	GUARD, SIDE COWL HEAT .....	1	1	1		
3	83510-KRH-900ZB	COVER SET, R. SIDE *NH196*.....ROSS WHITE	1	1	1		
	83510-KRH-900ZC	*R134*.....FIGHTING RED	1	1	1		
	83510-KRH-900ZA	*NH1*.....BLACK	1	1	-		
4	83551-376-000	GROMMET, SIDE COVER .....	2	2	2		
5	83600-KRH-900ZB	COVER, L. SIDE *NH196*.....ROSS WHITE	1	1	1		
	83600-KRH-900ZC	*R134*.....FIGHTING RED	1	1	1		
	83600-KRH-900ZA	*NH1*.....BLACK	1	1	-		
6	83601-KRH-900ZA	COVER, L. FR. SIDE *NH1*.....BLACK	1	1	1		
7	90112-KRH-900	BOLT, SPECIAL, 6X14 .....	2	2	2		
8	90522-KRH-900	WASHER, CHAIN CASE .....	2	2	2		
9	93913-24120	SCREW, TAPPING, 4X10 .....	2	2	2		



Ref. No.	L.O.N.	(Relative ref. Number) Description	F.R.T.
2		(3) ELEMENT, AIR CLEANER .....	0.2
4		3121A5 CASE, AIR CLEANER .....	0.8
7		3121B6 TUBE, AIR CLEANER CONNECTING ..	0.4
8		(11) COVER, AIR CLEANER CASE .....	0.2
10		3121D0 CASE, AIR CLEANER :MIDDLE ....	0.5

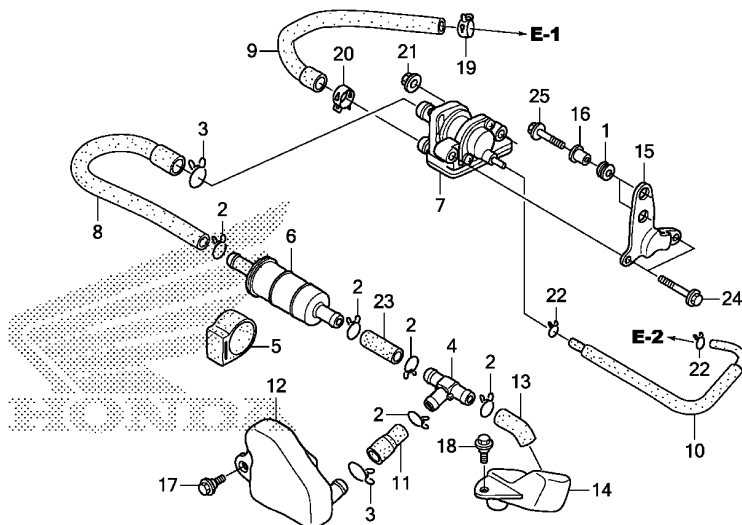


Ref. No.	Part No.	Description	Reqd. QTY			Serial No.	Parts catalogue code
			XR125 LEK C	XL125 LK C	XL125 LK C		
1	15772-KVC-900	CLIP, TUBE .....	1	1	1		
2	17211-KRH-780	ELEMENT COMP., AIR CLEANER ..	1	1	1		
3	17214-KRH-780	SEAL, SEPARATOR .....	1	1	1		
4	17215-KRH-900	CASE SUB ASSY., AIR CLEANER ..	1	1	1		
5	17217-KRH-900	SPACER B, BATTERY .....	2	2	2		
6	17219-KRE-900	SEAL, AIR CLEANER .....	1	1	1		
7	17222-KRH-780	TUBE, AIR CLEANER CONNECTING ..	1	1	1		
8	17225-KRH-A00	COVER SUB ASSY., AIR CLEANER ..	1	1	1		
9	17229-KRE-900	SEAL, AIR CLEANER(DIRTY) .....	1	1	1		
10	17235-KRH-780	SEPARATOR SUB ASSY., AIR CLEANER	1	1	1		
11	17240-KRH-900	DUCT, INLET .....	1	1	1		
12	17254-KRH-900	BAND, AIR CLEANER CONNECTING TUBE(44)	1	1	1		
13	17316-KRH-900	CLIP, BREATHER TUBE .....	1	1	1		
14	17363-KCZ-950	TUBE, BREATHER DRAIN .....	1	1	1		
15	17370-419-700	PLUG, BREATHER TUBE .....	1	1	1		
16	17373-KRE-850	TUBE, BREATHER .....	1	1	1		
17	90115-KRH-900	BOLT, FLANGE, 6MM .....	1	1	1		
18	90311-KRH-900	NUT, CLIP, 6MM .....	2	2	2		
19	90522-KRH-900	WASHER, CHAIN CASE .....	1	1	1		
20	93500-05028-0G	SCREW, PAN, 5X28 .....	1	1	1		
21	93903-25380	SCREW, TAPPING, 5X16 .....	5	5	5		
22	93903-25510	SCREW, TAPPING, 5X25 .....	8	8	8		
23	95002-41050-00	CLAMP, TUBE(D10.5) .....	2	2	2		
24	95701-06012-00	BOLT, FLANGE, 6X12 .....	1	1	1		

# F-25-20

# AIR SUCTION VALVE

**H11**



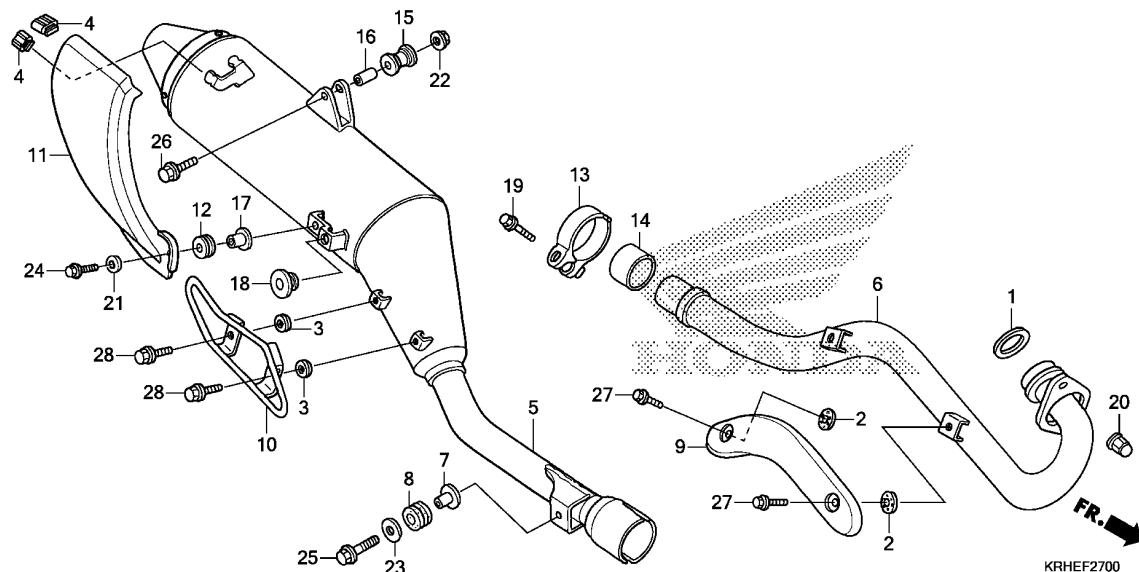
KRHEF2520

Ref. No.	L.O.N.	(Relative ref. Number) Description	F.R.T.
----------	--------	------------------------------------	--------

7	314130	VALVE, SECONDARY AIR CONTROL	0.3
---	--------	------------------------------	-----

Ref. No.	Part No.	Description	Reqd. QTY			Serial No.	Parts catalogue code
			XR125 LEK C	XL125 LK C	XL125 LK C		
1	11344-KRH-900	GROMMET A, RR. COVER .....	2	2	-		
2	15771-KV6-000	CLIP, OIL DRAIN TUBE .....	5	5	-		
3	15772-GW3-980	CLIP, BREATHER TUBE .....	2	2	-		
4	16180-KRH-901	T-JOINT .....	1	1	-		
5	16905-KRH-900	CUSHION, FUEL STRAINER .....	1	1	-		
6	17260-KRH-900	FILTER COMP., AIR .....	1	1	-		
7	18600-KRH-A01	VALVE ASSY., AIR SUCTION .....	1	1	-		
8	18601-KRH-D20	TUBE, SUCTION .....	1	1	-		
9	18602-KRH-A00	TUBE, REED VALVE .....	1	1	-		
10	18604-KRH-A00	TUBE, AIR SUCTION VALVE CONTROL	1	1	-		
11	18605-KRH-D20	TUBE, EXCHANGE .....	1	1	-		
12	18610-KRH-D20	SUB TANK, RESONATOR .....	1	1	-		
13	18656-KRH-900	TUBE A, INNLET .....	1	1	-		
14	18657-KRH-D20	CASE, WATER INLET .....	1	1	-		
15	50543-KRH-A00	BRACKET, AIR SUCTION VALVE ..	1	1	-		
16	83119-KRH-900	COLLAR, LOCK SETTING .....	2	2	-		
17	90101-KRH-900	BOLT, FLANGE, 6MM .....	1	1	-		
18	90110-KRH-900	BOLT, FLANGE, 6MM .....	1	1	-		
19	90678-KRH-900	CLIP, HOSE .....	1	1	-		
20	91405-KRH-900	CLAMP, TUBE (D17) .....	1	1	-		
21	94050-06000	NUT, FLANGE, 6MM .....	2	2	-		
22	95002-02070	CLIP, TUBE (B7) .....	2	2	-		
23	95005-80035-20	TUBE, 8X35 (95005-80001-20M) ..	1	1	-		
24	95701-06016-00	BOLT, FLANGE, 6X16 .....	2	2	-		
25	95701-06020-00	BOLT, FLANGE, 6X20 .....	2	2	-		

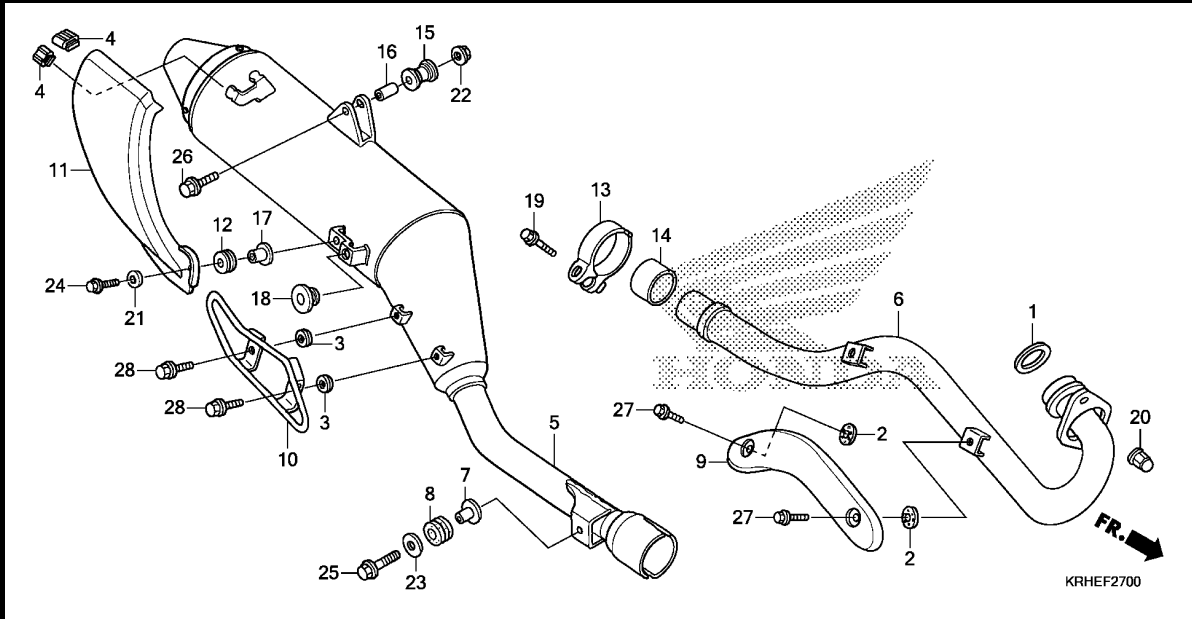
**3**



Ref. No.	L.O.N.	(Relative ref. Number) Description	F.R.T.
1	3131B4	GASKET, EXHAUST PIPE .....	0.2
5	313120	MUFFLER .....	0.3
6	313110	PIPE, EXHAUST .....	0.2
9	3131A6	PROTECTOR, EXHAUST PIPE .....	0.1
10	3131H1	GUARD, MUFFLER .....	0.1
11	313121	PROTECTOR, MUFFLER .....	0.1

3

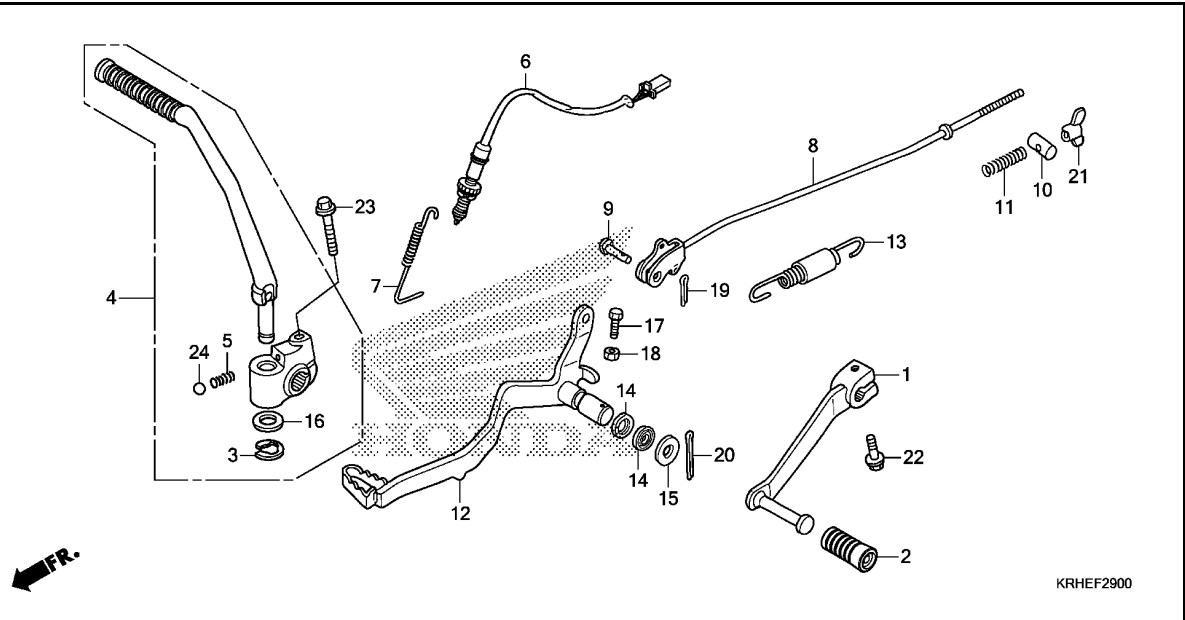
Ref. No.	Part No.	Description	Reqd. QTY			Serial No.	Parts catalogue code
			XR125 LEK C	XL125 LK C	XL125 LK C		
1	18291-KRH-900	GASKET, EX. PIPE .....	1	1	1		
2	18292-KBR-000	PACKING, PROTECTOR .....	2	2	2		
3	18292-KPE-900	PACKING, PROTECTOR .....	2	2	2		
4	18293-MN0-000	RUBBER, PROTECTOR .....	2	2	2		
5	18305-KRH-900	MUFFLER SUB ASSY. ....	1	1	1		
6	18320-KRH-780	PIPE COMP., EX. ....	1	1	1		
7	18327-KRH-900	COLLAR, CHAMBER RR.(8.5X15) -	1	1	1		
8	18328-KRH-D20	RUBBER, CHAMBER RR. MOUNTING	1	1	1		
9	18345-KRH-900ZA	PROTECTOR, EX. PIPE					
10	18350-KRH-900	*NH106*.....HEATPROOF BLACK GUARD, MUFFLER .....	1	1	1		
11	18355-KRH-900	PROTECTOR COMP., MUFFLER ....	1	1	1		
12	18357-MCG-000	RUBBER, PROTECTOR MOUNTING ..	1	1	1		
13	18373-KRH-900	BAND, EX. PIPE .....	1	1	1		
14	18391-KRH-901	PACKING, MUFFLER .....	1	1	1		
15	18421-KFB-000	RUBBER, MUFFLER MOUNTING ....	1	1	1		
16	18422-KRH-900	COLLAR, MUFFLER MOUNTING ....	1	1	1		
17	83119-MG9-000	COLLAR, LOCK SETTING .....	1	1	1		
18	83512-KRH-900	RUBBER, SIDE COVER .....	1	1	1		
19	90117-KRH-900	BOLT, FLANGE, 8X40 .....	1	1	1		
20	90305-KSP-900	NUT, EXHAUST PIPE, 8MM .....	2	2	2		
21	94001-06800	WASHER, PLAIN, 6MM .....	1	1	1		
22	94050-08070	NUT, FLANGE, 8MM .....	1	1	1		
23	94103-08700	WASHER, PLAIN, 8MM .....	1	1	1		
24	95701-06014-00	BOLT, FLANGE, 6X14 .....	1	1	1		



Ref. No.	Part No.	Description	Reqd. QTY			Serial No.	Parts catalogue code
			XR125 LEK C	XL125 LK C	XL125 LK C		

25	95701-08030-07	BOLT, FLANGE, 8X30 .....	1	1	1		
26	95701-08045-07	BOLT, FLANGE, 8X45 .....	1	1	1		
27	96001-06010-02	BOLT, FLANGE, 6X10 .....	2	2	2		
28	96001-06010-07	BOLT, FLANGE, 6X10 .....	2	2	2		

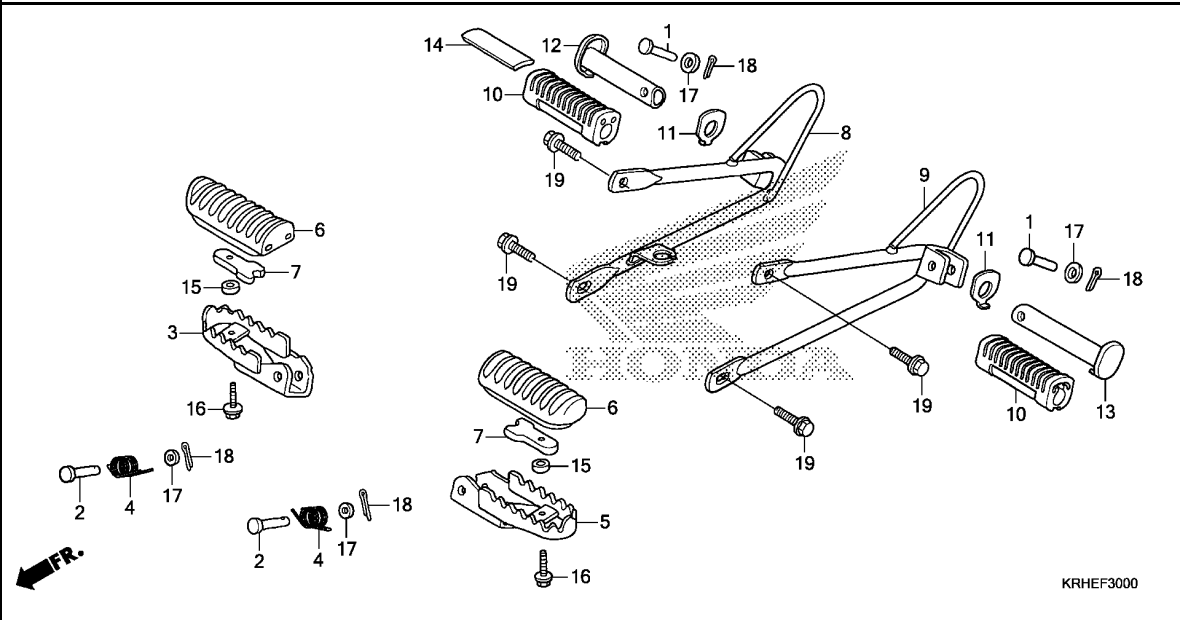




Ref. No.	L.O.N.	(Relative ref. Number) Description	F.R.T.
1	4101A1	PEDAL, GEAR CHANGE .....	0.1
4	112107	ARM, KICK STARTER .....	0.1
6	6151B5	SWITCH, REAR STOP :PEDAL SIDE .....	0.3
8	811135	ROD, REAR BRAKE .....	0.2
12	810160	PEDAL, REAR BRAKE .....	0.2

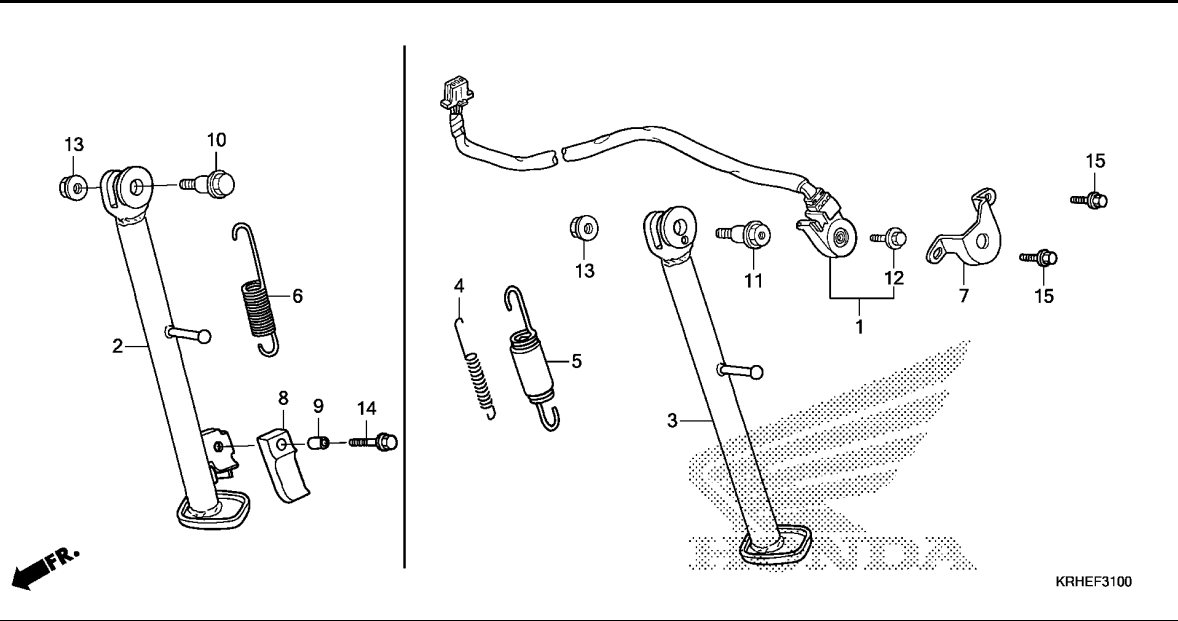
KRHEF2900

Ref. No.	Part No.	Description	Reqd. QTY			Serial No.	Parts catalogue code
			XR125 LEK C	XL125 LK C	XL125 LK C		
1	24710-KRH-900	PEDAL COMP., CHANGE .....	1	1	1		
2	24781-KRH-900	RUBBER, CHANGE PEDAL .....	1	1	1		
3	28293-KRM-860	CLIP, KICK STARTER ARM .....	1	1	1		
4	28300-KRH-920	ARM ASSY., KICK STARTER .....	1	1	1		
5	28333-KK0-000	SPRING, KICK STARTER .....	1	1	1		
6	35350-KRH-781	SWITCH ASSY., RR. STOP .....	1	1	1		
7	35357-KRH-900	SPRING, STOP SWITCH .....	1	1	1		
8	43451-KRH-780	ROD COMP., RR. BRAKE .....	1	1	1		
9	43455-KRH-900	PIN C, JOINT .....	1	1	1		
10	43456-KRH-900	JOINT B, BRAKE ARM .....	1	1	1		
11	43472-KB9-750	SPRING A, BRAKE ROD .....	1	1	1		
12	46500-KRH-900	PEDAL COMP., BRAKE .....	1	1	1		
13	46513-KRH-900	SPRING SET, BRAKE PEDAL .....	1	1	1		
14	46525-KRH-900	DUST SEAL, 17X20X2.5 .....	2	2	2		
15	90501-KRH-900	WASHER, BUSH .....	1	1	1		
16	90505-KRM-860	WASHER, 15.5X22 .....	1	1	1		
17	92101-06020-OA	BOLT, HEX., 6X20 .....	1	1	1		
18	94001-06200-OS	NUT, HEX., 6MM .....	1	1	1		
19	94201-20120	PIN, SPLIT, 2.0X12 .....	1	1	1		
20	94201-30280	PIN, SPLIT, 3.0X28 .....	1	1	1		
21	95015-42000	NUT B, BRAKE ROD ADJUSTING ..	1	1	1		
22	95701-06020-00	BOLT, FLANGE, 6X20 .....	1	1	1		
23	95701-08035-00	BOLT, FLANGE, 8X35 .....	1	1	1		
24	96211-08000	BALL, STEEL, #8(1/4) .....	1	1	1		



Ref. No.	L.O.N.	(Relative ref. Number) Description	F.R.T.
3	4101C6	BAR, MAIN STEP :RIGHT .....	0.2
5	4101C5	BAR, MAIN STEP :LEFT .....	0.2
	4101J1	BAR, MAIN STEP :BOTH .....	0.3
6	4101D3	RUBBER, STEP :LEFT .....	0.1
	4101D4	RUBBER, STEP :RIGHT .....	0.1
	4101L8	RUBBER, STEP :BOTH .....	0.2
8	4101D0	BRACKET, PILLION STEP :RIGHT ..	0.1
9	4101C9	BRACKET, PILLION STEP :LEFT ..	0.1
	4101K4	BRACKET, PILLION STEP :BOTH ..	0.2
12		(10)	
	4101C8	BAR, PILLION STEP :RIGHT .....	0.1
13		(10)	
	4101C7	BAR, PILLION STEP :LEFT .....	0.1
	4101P4	BAR, PILLION STEP :BOTH .....	0.2

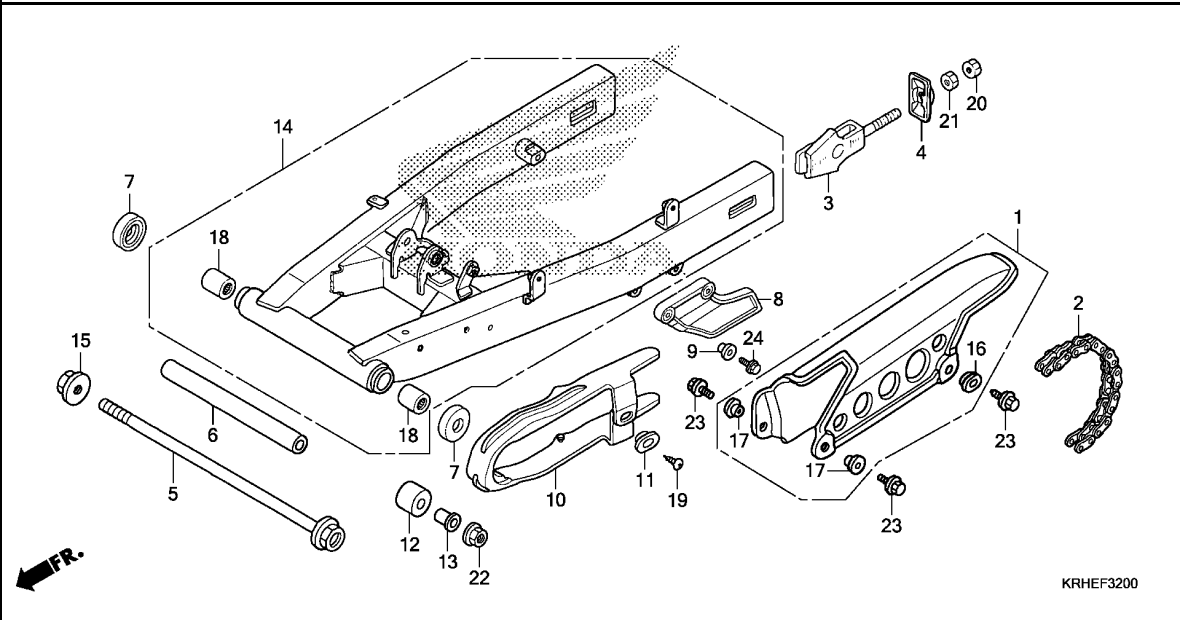
Ref. No.	Part No.	Description	Reqd. QTY			Serial No.	Parts catalogue code
			XR125 LEK C	LK C	XL125 LK C		
1	50603-KEJ-900	PIN, MAIN STEP BAR JOINT .....	2	2	2		
2	50603-KRH-900	PIN, STEP BAR JOINT .....	2	2	2		
3	50612-KRH-900	STEP COMP., R. ....	1	1	1		
4	50617-KRH-900	SPRING, STEP RETURN .....	2	2	2		
5	50642-KRH-900	STEP COMP., L. ....	1	1	1		
6	50661-KRH-900	RUBBER, STEP .....	2	2	-		
7	50662-KRH-900	PLATE, STEP RUBBER SETTING ..	2	2	-		
8	50701-KRH-900	BRACKET COMP., R. PILLION STEP	1	1	1		
9	50706-KRH-900	BRACKET COMP., L. PILLION STEP	1	1	1		
10	50710-KGA-940	RUBBER, PILLION STEP .....	2	2	2		
11	50712-KRH-900	PLATE, PILLION STEP .....	2	2	2		
12	50713-KRH-900	BAR, R. PILLION STEP .....	1	1	1		
13	50714-KRH-900	BAR, L. PILLION STEP .....	1	1	1		
14	50715-KRH-900	WEIGHT, PILLION STEP .....	1	1	1		
15	52156-KRH-900	COLLAR, 6.5X4 .....	2	2	-		
16	90112-GW3-000	BOLT, FLANGE, 6X14 .....	2	2	-		
17	94101-08000	WASHER, PLAIN, 8MM .....	4	4	4		
18	94201-20150	PIN, SPLIT, 2.0X15 .....	4	4	4		
19	95701-08018-00	BOLT, FLANGE, 8X18 .....	4	4	4		



Ref. No.	L.O.N.	(Relative ref. Number) Description	F.R.T.
1	615195	SWITCH, SIDE STAND .....	0.3
3		(2)	
4	410180	BAR, SIDE STAND .....	0.2
5		(4,6)	
	410182	SPRING, SIDE STAND .....	0.1
.NOTE: Same time for two units			

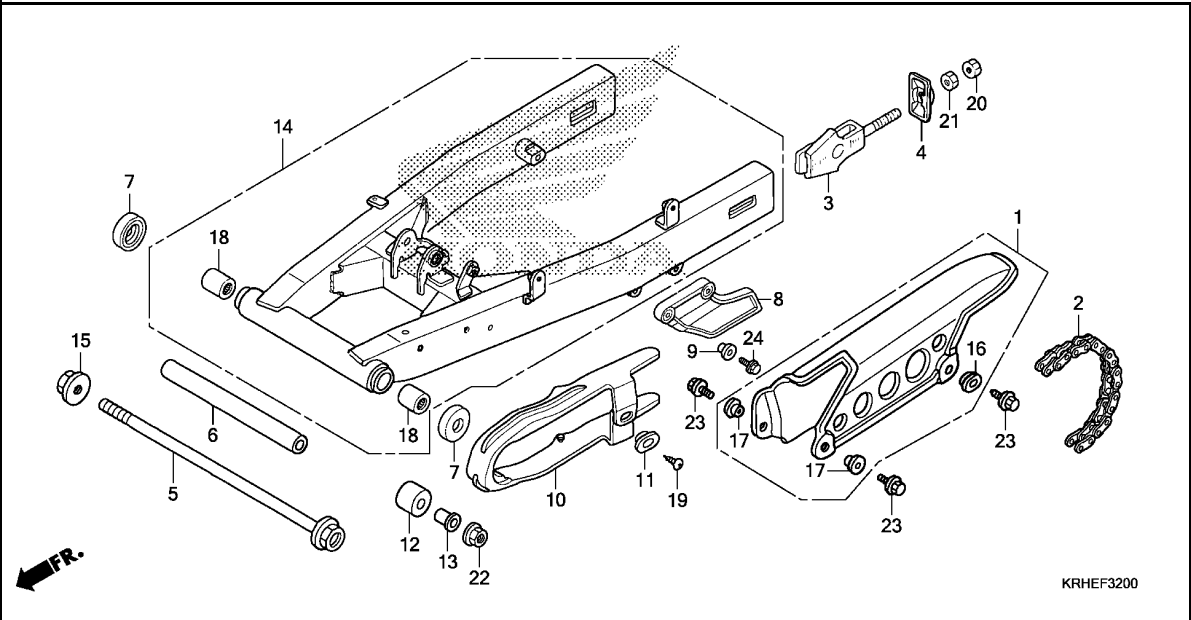


Ref. No.	Part No.	Description	Reqd. QTY			Serial No.	Parts catalogue code
			XR125 LEK C	XL125 LK C	XL125 LK C		
1	35070-KRH-900	SWITCH SET, SIDE STAND .....	1	-	-	-----	NZ
2	50530-KRH-A00	BAR COMP., SIDE STAND .....	1	1	-	-----	1LA,3LA,CO,DK
	50530-KRH-780	.....	-	-	1	-----	
3	50530-KRH-900	BAR COMP., SIDE STAND .....	1	-	-	-----	NZ
4	50538-KRH-900	SPRING, SIDE STAND SUB .....	1	-	-	-----	NZ
5	50540-KRH-900	SPRING ASSY., SIDE STAND .....	1	-	-	-----	NZ
6	50540-KRH-920	SPRING, SIDE STAND .....	1	1	1	-----	1LA,2DK,3LA,CO,DK
7	50547-KRH-900	GUARD, SIDE STAND SWITCH .....	1	-	-	-----	NZ
8	50548-356-700	RUBBER, STAND .....	1	1	1	-----	1LA,2DK,3LA,CO,DK
9	50549-356-700	COLLAR, STAND RUBBER SETTING .....	1	1	1	-----	1LA,2DK,3LA,CO,DK
10	90108-KRH-780	BOLT, SIDE STAND PIVOT .....	1	1	1	-----	1LA,2DK,3LA,CO,DK
11	90108-KRH-900	BOLT, SIDE STAND PIVOT .....	1	-	-	-----	NZ
12	90147-MCE-950	BOLT, SPECIAL, 6X16 .....	1	-	-	-----	NZ
13	90203-MF9-710	NUT, SIDE STAND .....	1	1	1	-----	
14	95701-06025-07	BOLT, FLANGE, 6X25 .....	1	1	1	-----	1LA,2DK,3LA,CO,DK
15	96001-06010-07	BOLT, FLANGE, 6X10 .....	2	-	-	-----	NZ



Ref. No.	L.O.N.	(Relative ref. Number) Description	F.R.T.
1	410195	CASE, DRIVE CHAIN .....	0.1
2	2131M1	CHAIN, DRIVE(ENDLESS) .....	0.6
6	5121H5	COLLAR, SWINGARM .....	0.7
8	4101J3	GUARD, CHAIN .....	0.1
10	4101E5	SLIDER, CHAIN .....	0.3
12	4101E4	ROLLER, CHAIN TENSIONER .....	0.1
14	5121B0	SWINGARM ASSEMBLY .....	0.9
18	5121C8	BEARING, SWINGARM PIVOT :LEFT	1.0
	5121C9	BEARING, SWINGARM PIVOT :RIGHT	1.0
	5121D0	BEARING, SWINGARM PIVOT :BOTH	1.2

Ref. No.	Part No.	Description	Reqd. QTY			Serial No.	Parts catalogue code
			XR125 LEK C	XL125 LK C	XL125 LK C		
1	40510-KRH-900	CASE, DRIVE CHAIN .....	1	1	1		
2	40530-KRH-781	CHAIN, DRIVE(CHOHO) (428H0-130LE)	1	1	1		
3	40543-KRH-900	ADJUSTER, CHAIN .....	2	2	2		
4	40546-KRH-900	CAP, RR. FORK END .....	2	2	2		
5	52101-KRH-900	BOLT, SWINGARM PIVOT .....	1	1	1		
6	52141-KRH-900	COLLAR, SWINGARM PIVOT CENTER DISTANCE	1	1	1		
7	52144-356-003	CAP, SWINGARM DUST SEAL(ARAI)	2	2	2		
	52144-356-005	CAP, SWINGARM DUST SEAL(NOK)	2	2	2		
8	52155-KRH-900	GUARD, CHAIN .....	1	1	1		
9	52159-KRH-900	COLLAR, CHAIN GUARD .....	2	2	2		
10	52170-KRH-780	SLIDER, CHAIN .....	1	1	1		
11	52171-KRH-900	WASHER, CHAIN SLIDER .....	1	1	1		
12	52175-KRE-900	ROLLER, CHAIN .....	1	1	1		
13	52176-KRH-900	COLLAR, CHAIN ROLLER .....	1	1	1		
14	52200-KRH-780ZA	SWINGARM SUB ASSY., RR. *NH411M*FORCE SILVER METALLIC	1	1	1		
15	90305-KYA-601	NUT, FLANGE, 14MM(PT) .....	1	1	1		
16	90505-KRH-900	WASHER, 6X9 .....	1	1	1		
17	90512-KRH-900	WASHER, 6.5X20 .....	2	2	2		
18	91070-GC4-601	BEARING, NEEDLE, 20X26X20(NTN)	2	2	2		
19	93901-25080	SCREW, TAPPING, 5X8 .....	1	1	1		
20	94002-08000-0S	NUT, HEX., 8MM .....	2	2	2		
21	94030-08000	NUT, HEX., 8MM .....	2	2	2		



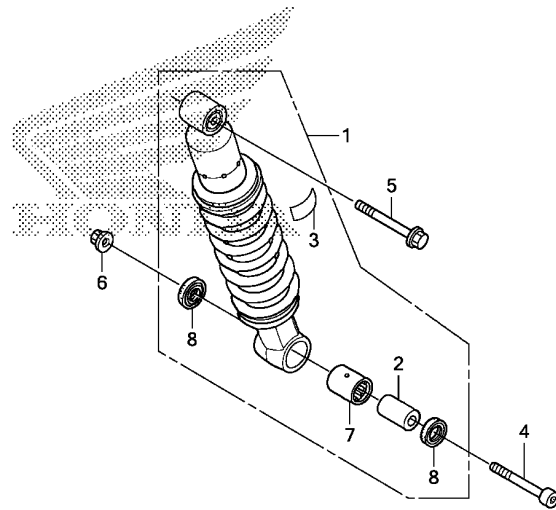
Ref. No.	Part No.	Description	Reqd. QTY			Serial No.	Parts catalogue code
			XR125 LEK C	XL125 LK C	XL125 LK C		

22	94050-06000	NUT, FLANGE, 6MM .....	1	1	1		
23	95701-06012-00	BOLT, FLANGE, 6X12 .....	3	3	3		
24	95701-06020-00	BOLT, FLANGE, 6X20 .....	2	2	2		

**F-33**

**REAR CUSHION**

**1 3**



**FR.**

KRHEF3300

Ref. No.	L.O.N.	(Relative ref. Number) Description	F.R.T.
1	512115	CUSHION ASSY., REAR .....	0.4
7	5121D1	BEARING, REAR CUSHION .....	0.6

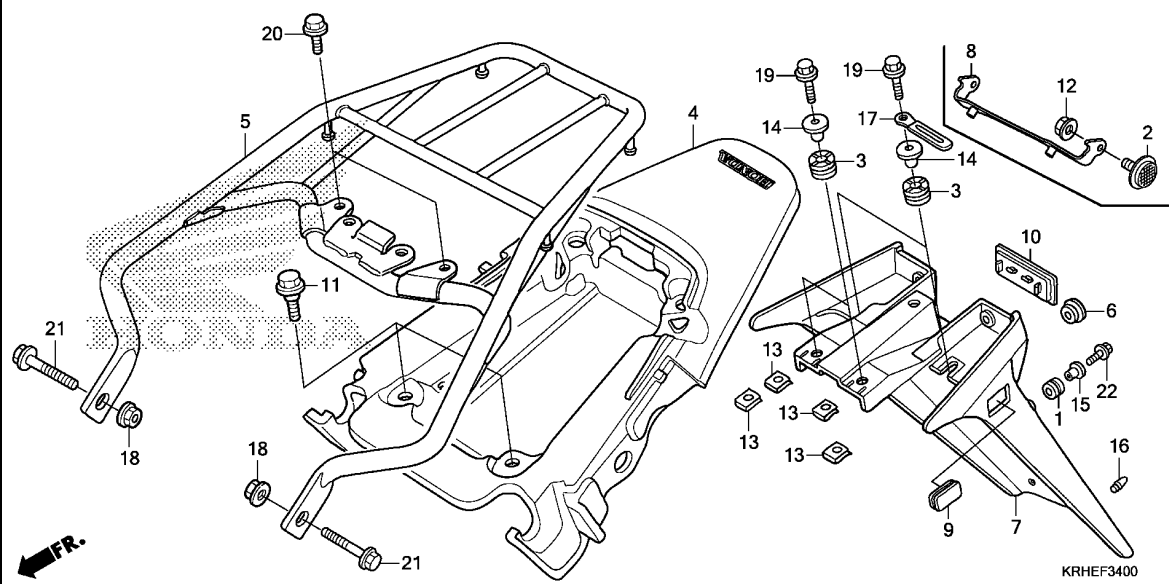
Ref. No.	Part No.	Description	Reqd. QTY			Serial No.	Parts catalogue code
			XR125 LEK C	XL125 LK C	XL125 LK C		
1	52400-KRH-901	CUSHION ASSY., RR. ....	1	1	-		
	52400-KRH-781	.....	-	-	1		
2	52463-KRH-901	COLLAR, CUSHION CONNECTING ROD	1	1	1		
3	87516-KRH-901	LABEL, RR. DAMPER(ENGLISH) ..	1	1	-		
	87516-MCA-G60	LABEL, RR. DAMPER(PICTOGRAPH)	-	-	1		
4	90107-MBL-610	BOLT, SOCKET, 10X57 .....	1	1	1		
5	90155-KRH-900	BOLT, FLANGE, 10X52 .....	1	1	1		
6	90304-GE8-003	NUT, U, 10MM(FUSE RASHI) ....	1	1	1		
	90304-KYA-601	NUT, FLANGE, 10MM(PT) .....	1	1	1		
7	91072-KRH-901	BEARING, NEEDLE, 17X24X20 ...	1	1	1		
8	91262-KRH-901	DUST SEAL, 17X24X4 .....	2	2	2		

**3**

**F-34**

**REAR FENDER(XR125LEK/LK)**

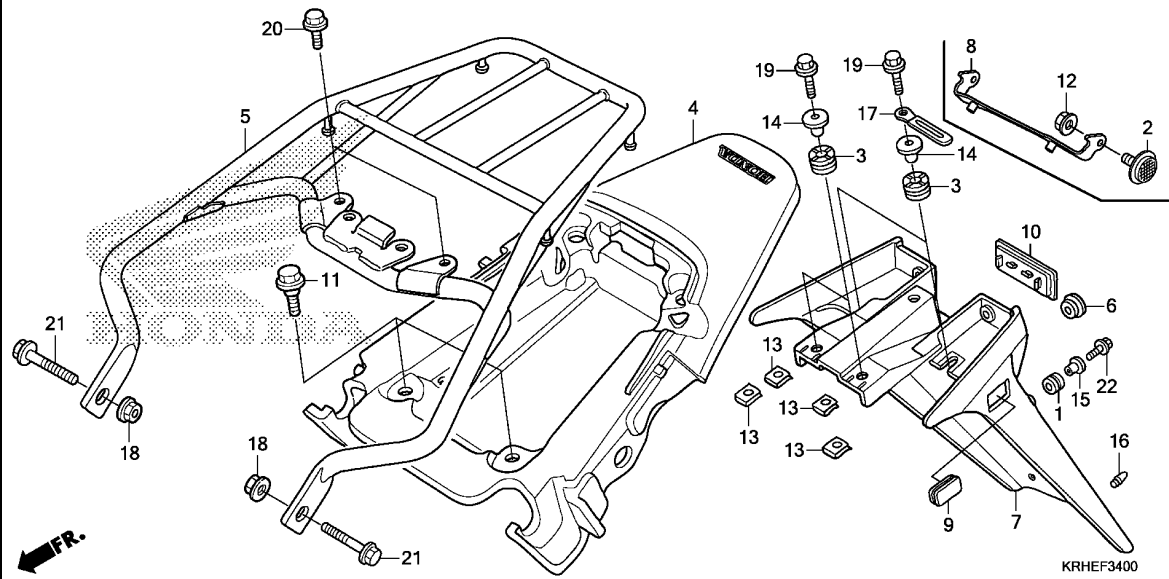
**14**



Ref. No.	L.O.N.	(Relative ref. Number) Description	F.R.T.
4	411135	COWL, REAR .....	0.2
5	410165	CARRIER, LUGGAGE .....	0.2
7	6161P6	BRACKET, TAILLIGHT .....	0.5

Ref. No.	Part No.	Description	Reqd. QTY			Serial No.	Parts catalogue code
			XR125 LEK	XL125 LK	XL125 LK C		
1	33712-KT1-670	RUBBER, TAILLIGHT .....	2	2	-		
2	33741-KYY-901	REFLECTOR, REFLEX .....	2	-	-	----- 1LA	
	33741-KAK-971	REFLECTOR, FR. REFLEX .....	2	-	-	----- NZ	
3	37101-KRH-900	RUBBER, SPEEDOMETER .....	4	4	-		
4	80100-KRH-900ZA	COWL SET, RR.(WL)					
	*NH1*.....BLACK		1	1	-		
	80100-KRH-900ZB	*NH196*.....ROSS WHITE	1	1	-		
	80100-KRH-900ZC	*R134*.....FIGHTING RED	1	1	-		
5	81200-KRH-780ZA	CARRIER COMP., RR.					
	*NH1*.....BLACK		1	1	-		
6	83551-376-000	GROMMET, SIDE COVER .....	1	1	-		
7	84701-KRH-900	BASE COMP., NUMBER PLATE ....	1	1	-		
8	84704-KRH-A50	STAY, RR. REFLEX REFLECTOR ..	1	-	-	----- 1LA,NZ	
9	84705-KRH-D00	CAP, NUMBER BRACKET .....	2	2	-		
10	84711-KRH-900	CAP, NUMBER PLATE BASE COMP.	1	1	-		
11	90111-162-000	BOLT, FLANGE, 6MM .....	2	2	-		
12	90301-KEJ-900	NUT, SPECIAL, 6MM .....	2	-	-	----- 1LA	
	90301-473-003	NUT, U, 6MM(FUSERASHI) .....	2	-	-	----- 1LA,NZ	
13	90311-KRH-900	NUT, CLIP, 6MM .....	4	4	-		
14	90502-KRH-780	COLLAR, RR. FENDER .....	4	4	-		
15	90508-KRH-900	COLLAR C .....	2	2	-	----- 3LA,CO,DK	
16	90899-KRH-900	PLUG, CONE .....	2	2	-		
17	91406-166-000	CLIP, WIRE .....	2	-	-		
	(L. SIDE ONLY)		-	1	-		
18	94050-08000	NUT, FLANGE, 8MM .....	2	2	-		
19	95701-06022-00	BOLT, FLANGE, 6X22 .....	4	4	-		

**3**



Ref. No.	Part No.	Description	Reqd. QTY			Serial No.	Parts catalogue code
			XR125 LEK	XL125 LK	XL125 LK		

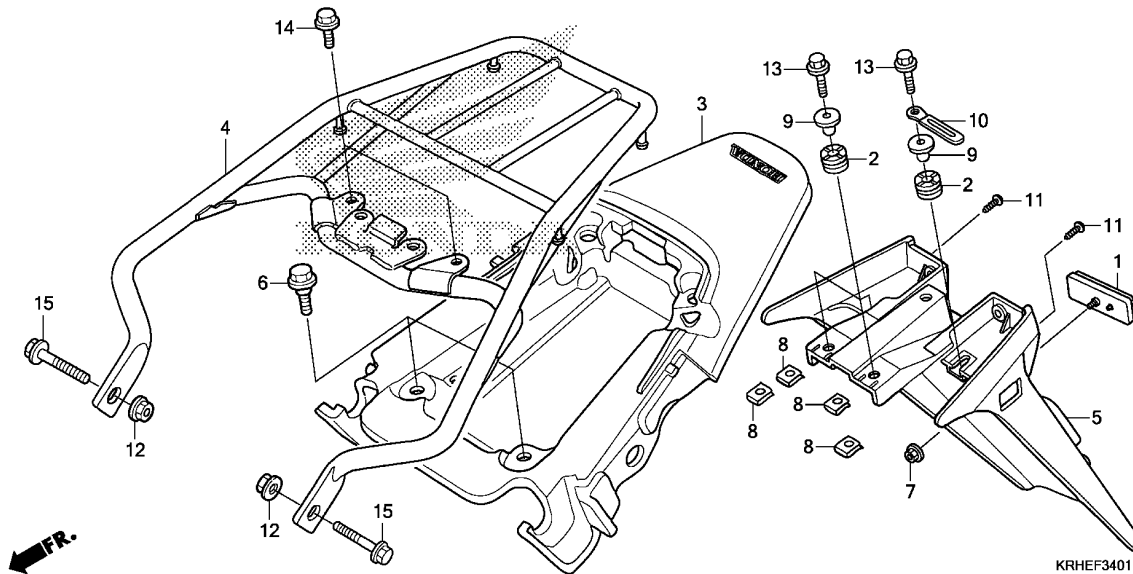
20	95701-08018-00	BOLT, FLANGE, 8X18	2	2	-		
21	95701-08045-00	BOLT, FLANGE, 8X45	2	2	-		
22	96001-06018-07	BOLT, FLANGE, 6X18	2	2	-		



# F-34-1

# REAR FENDER(XL125LK)

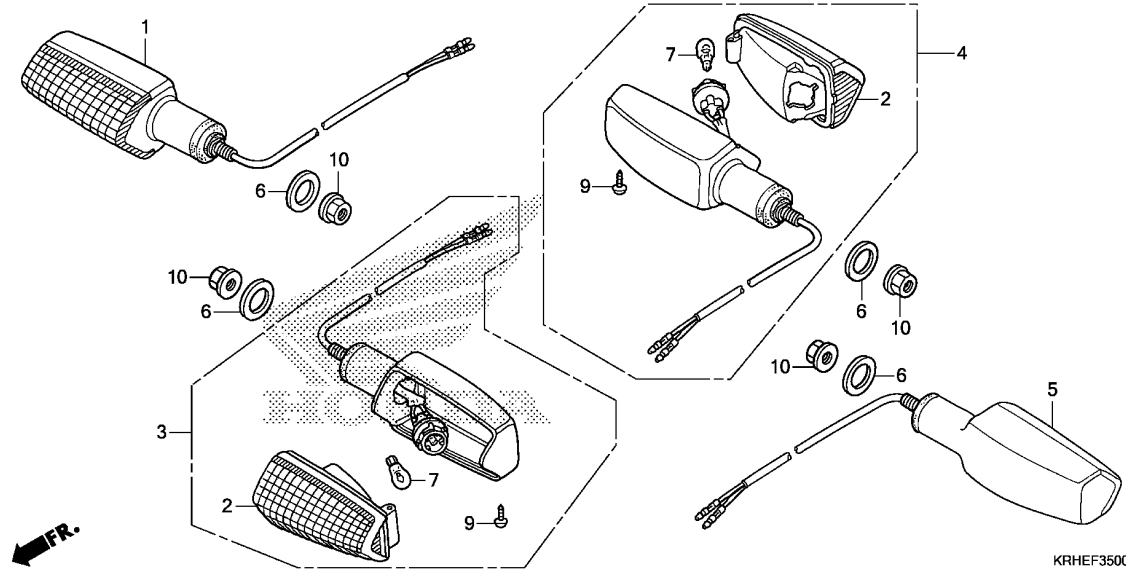
16



Ref. No.	L.O.N.	(Relative ref. Number) Description	F.R.T.
3	411135	COWL, REAR .....	0.2
4	410165	CARRIER, LUGGAGE .....	0.2
5	6161P6	BRACKET, TAILLIGHT .....	0.5

Ref. No.	Part No.	Description	Reqd. QTY			Serial No.	Parts catalogue code
			XR125 LEK	XL125 LK	XL125 LK		
1	33741-KTT-951	REFLECTOR, RR. REFLEX .....	-	-	1		
2	37101-KRH-900	RUBBER, SPEEDOMETER .....	-	-	4		
3	80100-KRH-900ZB	COWL SET, RR.(WL) *NH196*.....ROSS WHITE	-	-	1		
	80100-KRH-900ZC	*R134*.....FIGHTING RED	-	-	1		
4	81200-KRH-780ZA	CARRIER COMP., RR. *NH1*.....BLACK	-	-	1		
5	84701-KRH-780	BASE, NUMBER PLATE .....	-	-	1		
6	90111-162-000	BOLT, FLANGE, 6MM .....	-	-	2		
7	90301-GFM-890	NUT, SPECIAL, 5MM .....	-	-	1		
	90301-MG8-000	NUT, FLANGE, 5MM(FUSE RASHI)	-	-	1		
8	90311-KRH-900	NUT, CLIP, 6MM .....	-	-	4		
9	90502-KRH-780	COLLAR, RR. FENDER .....	-	-	4		
10	91413-KRH-900	CLIP, 2X70 .....	-	-	1		
11	93913-25520	SCREW, TAPPING, 5X20(P0) .....	-	-	2		
12	94050-08000	NUT, FLANGE, 8MM .....	-	-	2		
13	95701-06022-00	BOLT, FLANGE, 6X22 .....	-	-	4		
14	95701-08018-00	BOLT, FLANGE, 8X18 .....	-	-	2		
15	95701-08045-00	BOLT, FLANGE, 8X45 .....	-	-	2		

3



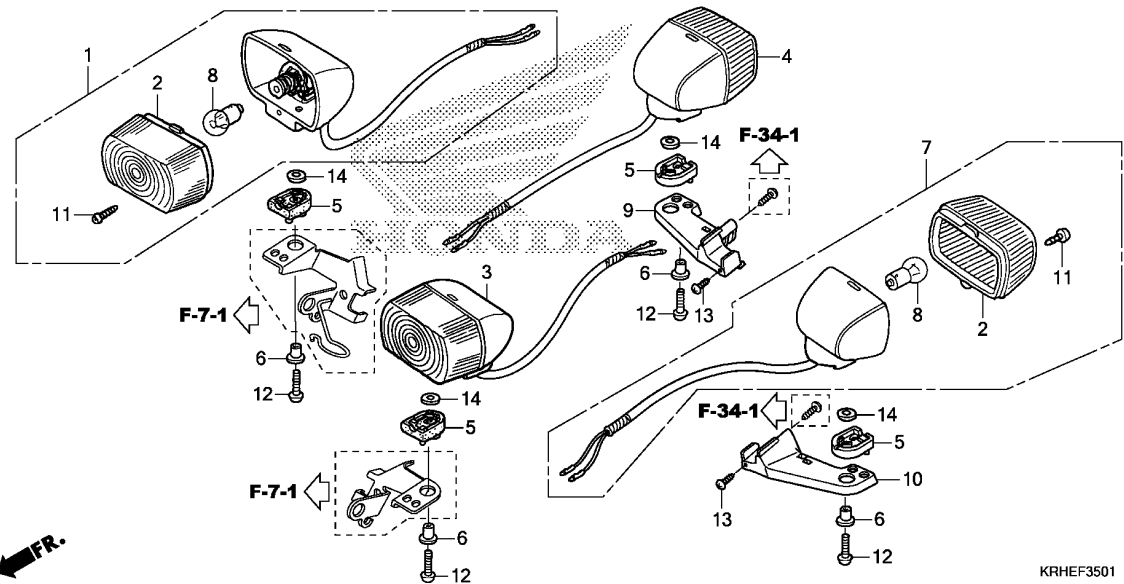
Ref. No.	L.O.N.	(Relative ref. Number) Description	F.R.T.
1	6161C4	WINKER :RIGHT FRONT .....	0.2
3	6161C3	WINKER :LEFT FRONT .....	0.2
	6161C5	WINKER :BOTH FRONT .....	0.3
4	6161C7	WINKER :RIGHT REAR .....	0.3
5	6161C6	WINKER :LEFT REAR .....	0.3
	6161C8	WINKER :BOTH REAR .....	0.4
7		(2)	
	616133	BULB, WINKER :FRONT .....	0.1
		.NOTE: Same time for two units	
	616139	BULB, WINKER :REAR .....	0.1
		.NOTE: Same time for two units	
	6161G0	BULB, WINKER :FOR 1 VEHICLE ..	0.2

Ref. No.	Part No.	Description	Reqd. QTY			Serial No.	Parts catalogue code
			XR125 LEK	XL125 LK	XL125 LK		
1	33400-KRH-901	WINKER ASSY., R. FR.(12V/16W)	1	1	-		
2	33410-KRH-901	LENS COMP. ....	4	4	-		
3	33450-KRH-901	WINKER ASSY., L. FR.(12V/16W)	1	1	-		
4	33600-KRH-901	WINKER ASSY., R. RR.(12V 16W)	1	1	-		
5	33650-KRH-901	WINKER ASSY., L. RR.(12V 16W)	1	1	-		
6	33651-KRH-900	COLLAR, FR. WINKER .....	4	4	-		
7	34905-KRH-901	BULB, WINKER(12V 16W) .....	4	4	-		
9	93903-34380	SCREW, TAPPING, 4X12 .....	4	4	-		
10	94050-10000	NUT, FLANGE, 10MM .....	4	4	-		

# F-35-1

# WINKER(XL125LK)

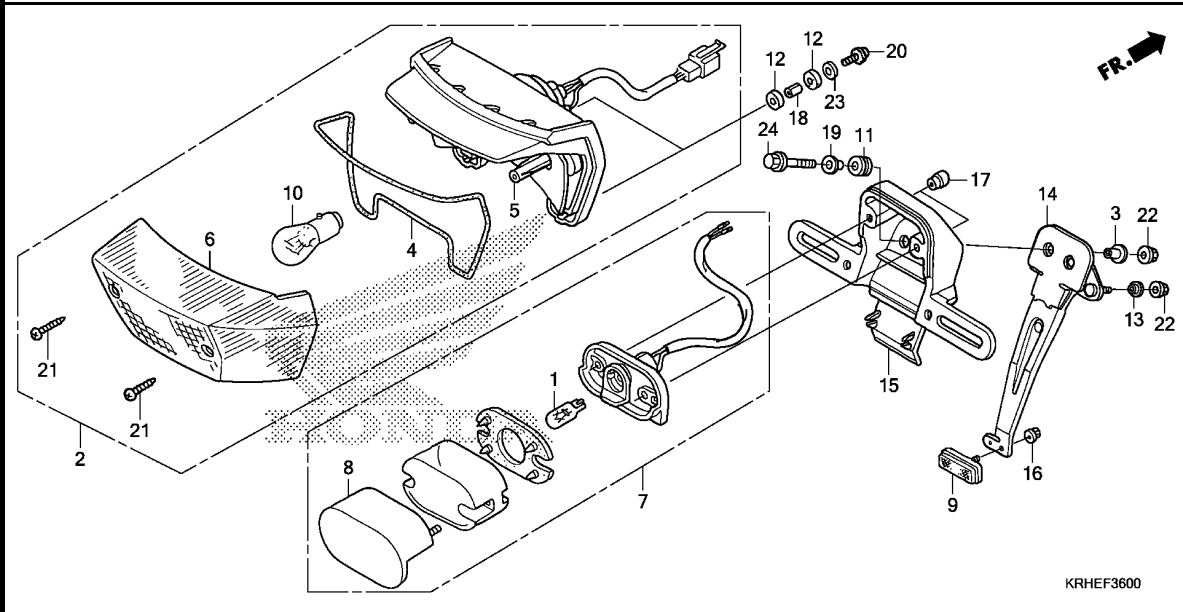
18



Ref. No.	L.O.N.	(Relative ref. Number) Description	F.R.T.
1	6161C4	WINKER :RIGHT FRONT .....	0.2
3	6161C3	WINKER :LEFT FRONT .....	0.2
	6161C5	WINKER :BOTH FRONT .....	0.3
4	6161C7	WINKER :RIGHT REAR .....	0.3
7	6161C6	WINKER :LEFT REAR .....	0.3
	6161C8	WINKER :BOTH REAR .....	0.4
8		(2)	
	616133	BULB, WINKER :FRONT .....	0.1
		.NOTE: Same time for two units	
	616139	BULB, WINKER :REAR .....	0.1
		.NOTE: Same time for two units	
	6161G0	BULB, WINKER :FOR 1 VEHICLE ..	0.2

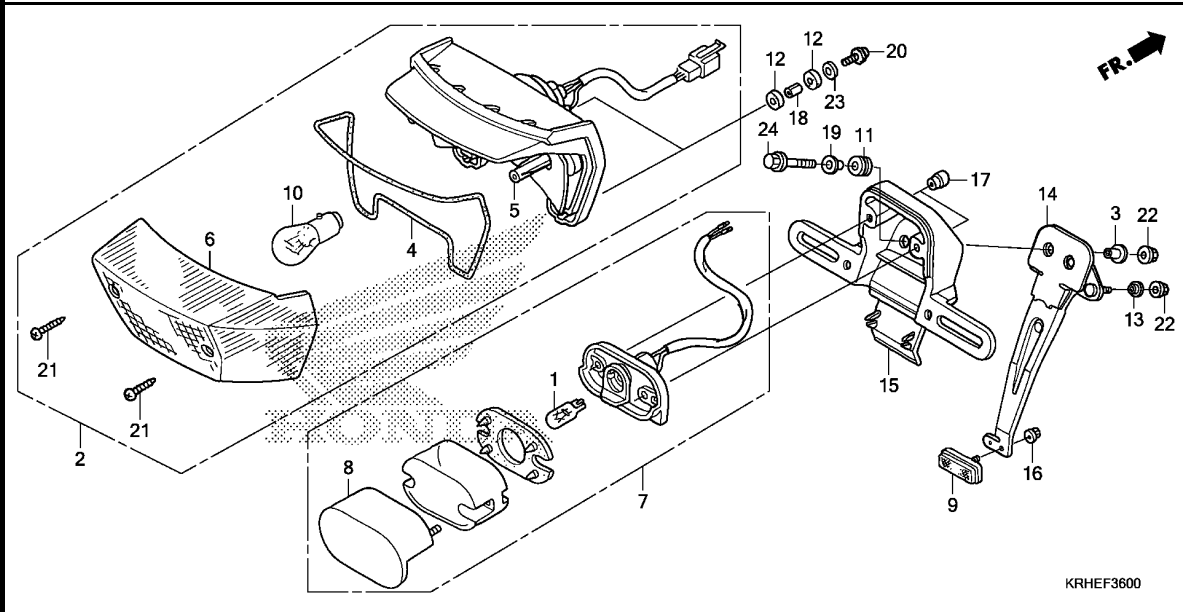
3

Ref. No.	Part No.	Description	Reqd. QTY			Serial No.	Parts catalogue code
			XR125 LEK	XL125 LK	XL125 LK		
1	33400-KRH-781	WINKER ASSY., R. FR.(12V 15W)	-	-	1		
2	33402-KRH-781	LENS, WINKER .....	-	-	4		
3	33450-KRH-781	WINKER ASSY., L. FR.(12V 15W)	-	-	1		
4	33600-KRH-781	WINKER ASSY., R. RR.(12V 15W)	-	-	1		
5	33611-KAE-000	RUBBER, WINKER .....	-	-	4		
6	33612-KAE-000	COLLAR, WINKER .....	-	-	4		
7	33650-KRH-781	WINKER ASSY., L. RR.(12V 15W)	-	-	1		
8	34905-MR7-003	BULB, WINKER(12V 15W) .....	-	-	4		
9	84710-KRH-780	STAY, R. RR. WINKER .....	-	-	1		
10	84720-KRH-780	STAY, L. RR. WINKER .....	-	-	1		
11	90104-GT4-000	SCREW, TAPPING, 3X14 .....	-	-	4		
12	90140-KAE-000	SCREW, PAN, 4X28 .....	-	-	4		
13	93913-25520	SCREW, TAPPING, 5X20(PO) .....	-	-	2		
14	94101-04800	WASHER, PLAIN, 4MM .....	-	-	4		



Ref. No.	L.O.N.	(Relative ref. Number) Description	F.R.T.
1		(8)	
1	6161F3	BULB, LICENSE LIGHT .....	0.1
2	6161D5	TAILLIGHT UNIT .....	0.3
5	6161E2	BASE, TAILLIGHT .....	0.3
7	6161D8	LIGHT, LICENSE .....	0.3
10		(4,6)	
10	6161G1	BULB, TAILLIGHT .....	0.1
15	4131K7	BRACKET, NUMBER PLATE .....	0.3

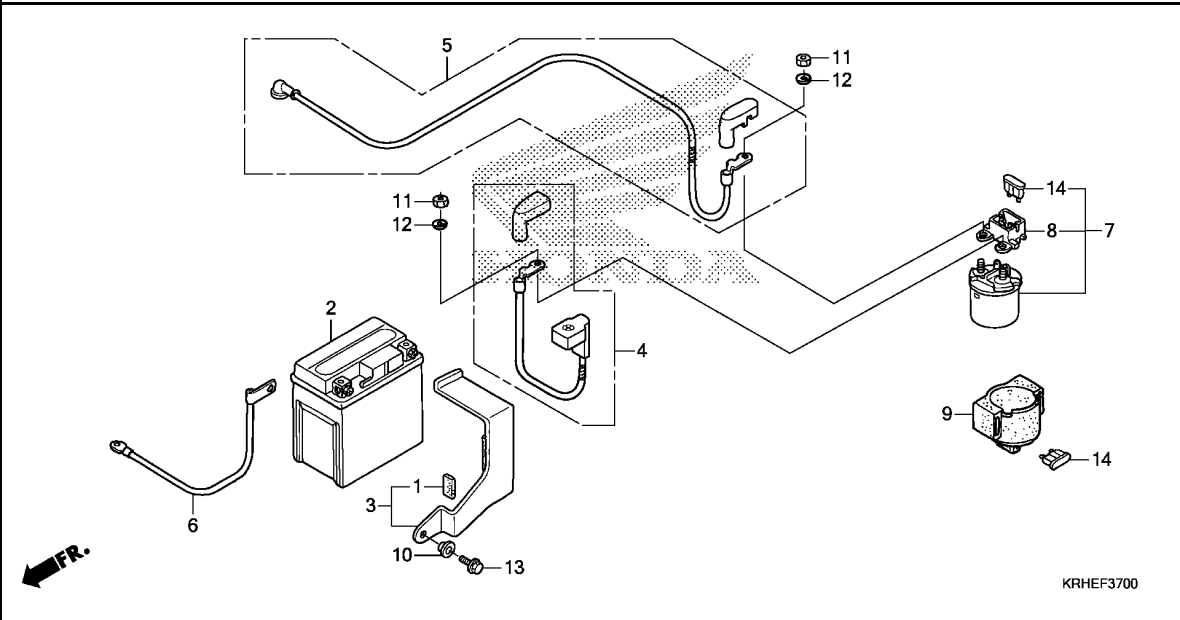
Ref. No.	Part No.	Description	Reqd. QTY			Serial No.	Parts catalogue code
			XR125 LEK C	XL125 LK C	XL125 LK C		
1	33301-KVJ-911	BULB, POSITION LIGHT(12V 5W)	1	1	-		
2	33700-KRH-901	TAILLIGHT UNIT(12V 21/5W) ...	1	1	-		
	33700-KRH-781	.....	-	-	1		
3	33706-KRH-900	COLLAR, TAILLIGHT MOUNTING ..	2	2	-		
4	33708-KRH-901	PACKING, TAILLIGHT LENS .....	1	1	1		
5	33711-KRH-901	BASE COMP., TAILLIGHT .....	1	1	-		
	33711-KRH-781	.....	-	-	1		
6	33712-KRH-901	LENS COMP., TAILLIGHT .....	1	1	-		
	33712-KRH-781	.....	-	-	1		
7	33720-KRH-901	LIGHT ASSY., LICENSE(12V 5W)	1	1	-		
8	33723-KRH-901	COVER COMP., LICENSE .....	1	1	-		
9	33741-KRH-901	REFLECTOR, REFLEX .....	1	1	-		
10	34906-447-711	BULB, TAIL & STOP LIGHT (12V 21/5W)(STANLEY)	1	1	1		
11	61103-357-000	RUBBER, FR. FENDER MOUNTING ..	2	2	-		
12	77218-KRH-900	RUBBER, SEAT HINGE .....	4	4	4		
13	80112-KRH-900	COLLAR, FENDER COVER .....	3	3	-		
14	84702-KRH-900	STAY, NUMBER BRACKET .....	1	1	-		
15	84703-KRH-900	BRACKET, NUMBER PLATE .....	1	1	-		
16	90301-GFM-890	NUT, SPECIAL, 5MM .....	1	1	-		
	90301-MG8-000	NUT, FLANGE, 5MM(FUSE RASHI)	1	1	-		
17	90302-MB2-000	NUT, SPECIAL, 4MM .....	2	2	-		
18	90504-KRH-900	COLLAR, TAILLIGHT MOUNTING ..	2	2	2		
19	90512-KRH-900	WASHER, 6.5X20 .....	2	2	-		
20	93500-05020-0A	SCREW, PAN, 5X20 .....	2	2	2		



KRHEF3600

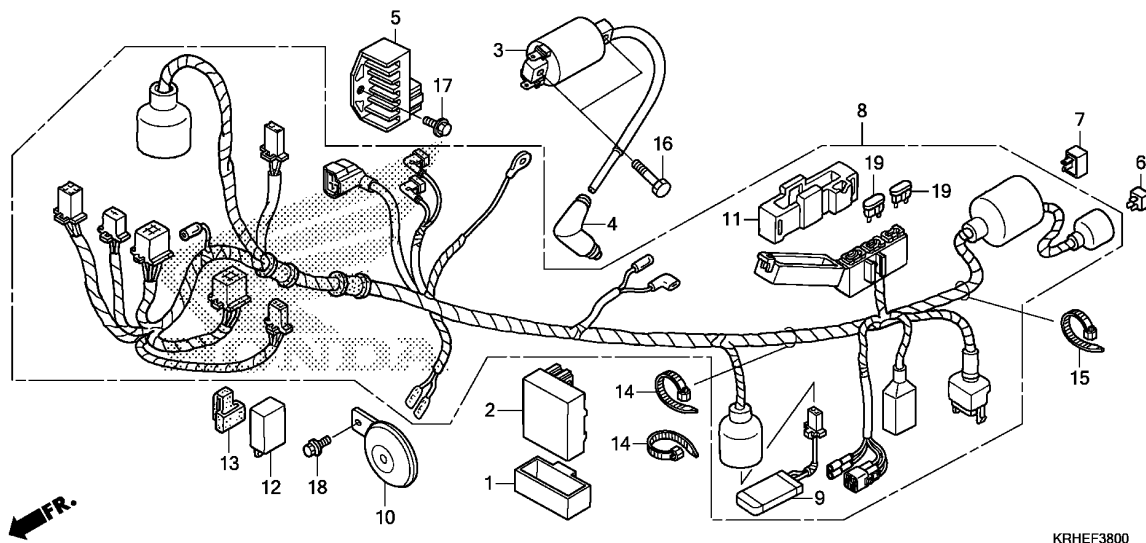
Ref. No.	Part No.	Description	Reqd. QTY			Serial No.	Parts catalogue code
			XR125 LEK C	XL125 LK C	XL125 LK C		

21	93901-24880	SCREW, TAPPING, 4X35 .....	2	2	2		
22	94050-06000	NUT, FLANGE, 6MM .....	5	5	-		
23	94103-05000	WASHER, PLAIN, 5MM .....	2	2	2		
24	96001-06025-00	BOLT, FLANGE, 6X25 .....	2	2	-		



Ref. No.	L.O.N.	(Relative ref. Number) Description	F.R.T.
2	610100	BATTERY .....	0.2
4	610105	CABLE, POSITIVE BATTERY .....	0.2
5	612115	CABLE, STARTER MOTOR .....	0.3
6	610110	CABLE, NEGATIVE BATTERY .....	0.2
7	615113	SWITCH, STARTER MAGNETIC .....	0.3

Ref. No.	Part No.	Description	Reqd. QTY			Serial No.	Parts catalogue code
			XR125 LEK C	XL125 LK C	XL125 LK C		
1	17518-KRE-900	RUBBER .....	1	1	1		
2	31500-KRH-931	BATTERY (YTX5L-BS) (TIANJIN YUASA)	1	-	-	-----	1LA,3LA,CO
	31500-KRP-981	.....	1	-	-	-----	DK,NZ
	31500-GFC-782	BATTERY (YTX4L-BS) (YUASA)	-	1	1	-----	2DK,DK
	31500-KWS-842	.....	-	1	-	-----	3LA
3	31510-KRH-900	BAND, BATTERY .....	1	-	-		
	31510-KRH-720	.....	-	1	1		
4	32401-KRH-900	CABLE, STARTER MAGNETIC BATTERY	1	-	-		
5	32410-KRH-D20	CABLE, STARTER MOTOR .....	1	-	-		
6	32601-KRH-900	CABLE, BATTERY EARTH .....	1	-	-		
7	35850-KRH-A01	SWITCH ASSY., STARTER MAGNETIC	1	-	-		
8	35852-KRH-901	HOLDER COMP., FUSE .....	1	-	-		
9	35856-KRH-901	RUBBER, SHOCK .....	1	-	-		
10	61101-KRH-900	COLLAR, FR. FENDER SETTING(A)	1	1	1		
11	94002-06000-0S	NUT, HEX., 6MM .....	2	-	-		
12	94111-06000	WASHER, SPRING, 6MM .....	2	-	-		
13	95701-06016-00	BOLT, FLANGE, 6X16 .....	1	1	1		
14	98200-31500	FUSE, BLADE(15A) .....	2	-	-		



Ref. No.	L.O.N.	(Relative ref. Number) Description	F.R.T.
2	6141A1	IGNITION CONTROL MODULE .....	0.3
3	614105	COIL, IGNITION .....	0.4
5	6131B2	RECTIFIER, REGULATE .....	0.4
8	611100	HARNESS, WIRE .....	1.2
9	615185	SWITCH, THERMOSTAT .....	0.2
10	616169	HORN .....	0.1
12	6111C3	RELAY, WINKER .....	0.2

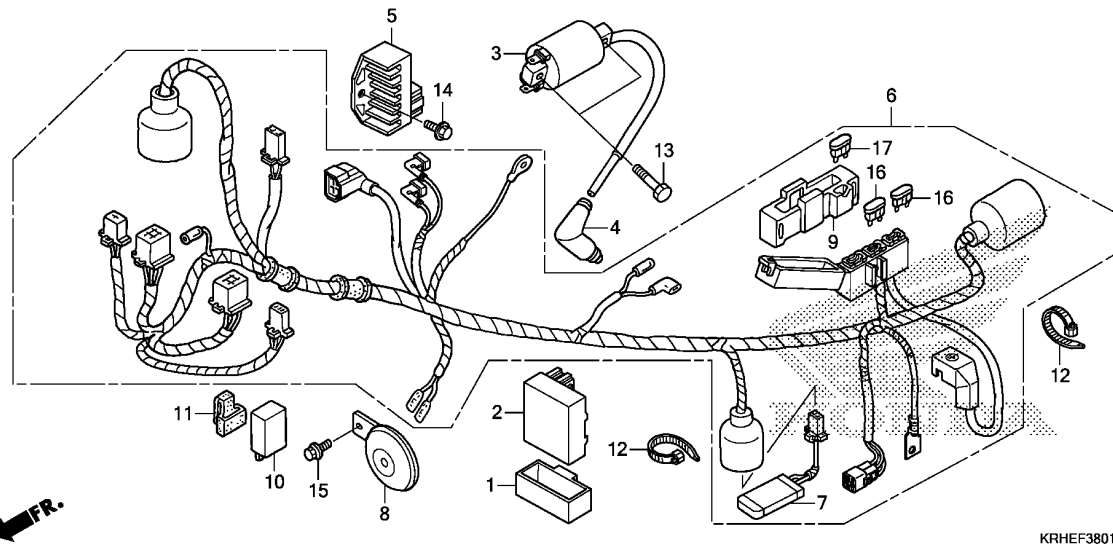
3

Ref. No.	Part No.	Description	Reqd. QTY			Serial No.	Parts catalogue code
			XR125 LEK	XL125 LK	XL125 LK		
1	30401-KRH-781	CUSHION, C.D.I. UNIT .....	1	-	-		
2	30410-KRH-A01	C.D.I. UNIT COMP., DIGITAL(DC) .....	1	-	-	----- 1LA,3LA,CO,DK	
	30410-KRH-A41	.....	1	-	-	----- NZ	
3	30500-KRH-781	COIL COMP., IGNITION .....	1	-	-		
4	30700-KRH-901	CAP ASSY., NOISE SUPPRESSOR .....	1	-	-		
5	31600-KRH-781	RECTIFIER COMP., REGULATE .....	1	-	-		
6	31700-KRH-901	RECTIFIER COMP., SILICON .....	1	-	-	----- NZ	
7	31700-KVX-701	RECTIFIER ASSY., SILICON .....	1	-	-		
8	32100-KRH-A00	HARNESS, WIRE .....	1	-	-	----- 1LA,DK	
	32100-KRH-A10	.....	1	-	-	----- 3LA,CO	
	32100-KRH-A40	.....	1	-	-	----- NZ	
9	35250-KRH-901	SWITCH ASSY., THERMOSTAT .....	1	-	-	----- 1LA,DK,NZ	
10	38110-KRH-901	HORN COMP.(HIGH) .....	1	-	-		
11	38201-KRH-901	SUSPENSION, FUSE CASE(MINI 2P) .....	1	-	-		
12	38301-KRH-901	RELAY, WINKER .....	1	-	-		
13	38306-KRH-901	SUSPENSION, WINKER RELAY .....	1	-	-		
14	90650-KW3-000	BAND, WIRE .....	2	-	-		
15	90650-KW3-000	BAND, WIRE .....	1	-	-	----- NZ	
16	92101-06020-0A	BOLT, HEX., 6X20 .....	2	-	-		
17	95701-06014-00	BOLT, FLANGE, 6X14 .....	1	-	-		
18	95701-08012-07	BOLT, FLANGE, 8X12 .....	1	-	-		
19	98200-41000	FUSE, MINI(10A) .....	2	-	-		

**F-38-1**

**WIRE HARNESS(XR125LK/XL125LK)**

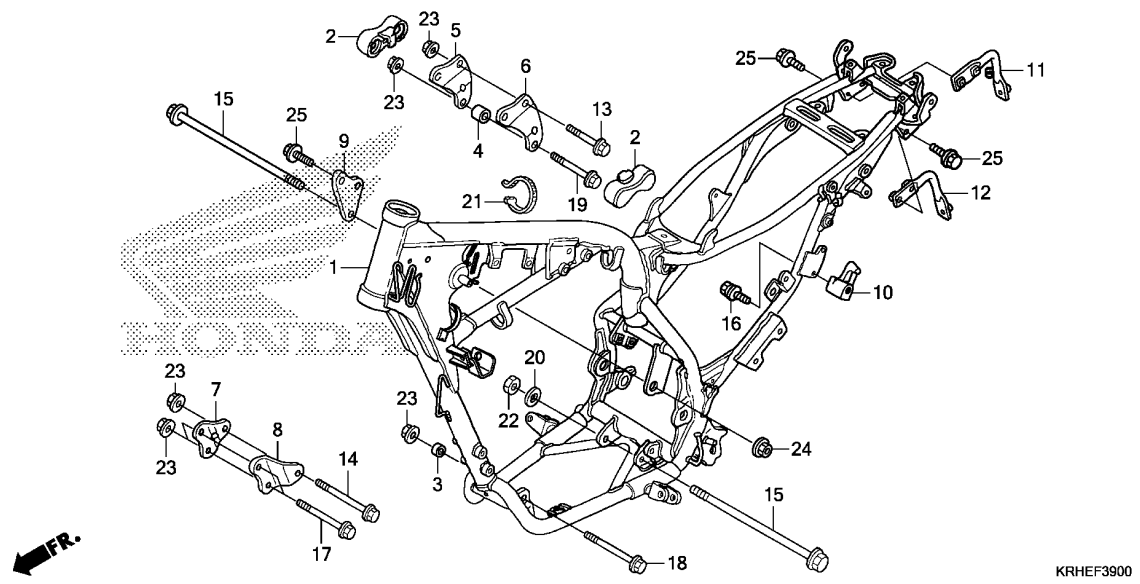
**I13**



Ref. No.	L.O.N.	(Relative ref. Number) Description	F.R.T.
2	6141A1	IGNITION CONTROL MODULE .....	0.3
3	614105	COIL, IGNITION .....	0.4
5	6131B2	RECTIFIER, REGULATE .....	0.4
6	611100	HARNESS, WIRE .....	1.2
7	615185	SWITCH, THERMOSTAT .....	0.2
8	616169	HORN .....	0.1
10	6111C3	RELAY, WINKER .....	0.2

Ref. No.	Part No.	Description	Reqd. QTY			Serial No.	Parts catalogue code
			XR125 LEK C	XL125 LK C	XL125 LK C		
1	30401-KRH-781	CUSHION, C.D.I. UNIT .....	-	1	1		
2	30410-KRH-A01	C.D.I. UNIT COMP., DIGITAL(DC) .....	-	1	-		
	30410-KRH-781	.....	-	-	1		
3	30500-KRH-781	COIL COMP., IGNITION .....	-	1	1		
4	30700-KRH-901	CAP ASSY., NOISE SUPPRESSOR .....	-	1	1		
5	31600-KRH-781	RECTIFIER COMP., REGULATE .....	-	1	1		
6	32100-KRH-B10	HARNESS, WIRE .....	-	1	-	----- 3LA	
	32100-KRH-B00	.....	-	1	-	----- DK	
	32100-KRH-780	.....	-	-	1		
7	35250-KRH-901	SWITCH ASSY., THERMOSTAT .....	-	1	1	----- 2DK,DK	
8	38110-KRH-901	HORN COMP.(HIGH) .....	-	1	1		
9	38201-KRH-901	SUSPENSION, FUSE CASE(MINI 2P) .....	-	1	1		
10	38301-KRH-901	RELAY, WINKER .....	-	1	-		
	38301-KRH-781	RELAY COMP., WINKER .....	-	-	1		
11	38306-KRH-901	SUSPENSION, WINKER RELAY .....	-	1	-		
	38306-KYY-970	.....	-	-	1		
12	90650-KW3-000	BAND, WIRE .....	-	2	2		
13	92101-06020-0A	BOLT, HEX., 6X20 .....	-	2	2		
14	95701-06014-00	BOLT, FLANGE, 6X14 .....	-	1	1		
15	95701-08012-07	BOLT, FLANGE, 8X12 .....	-	1	1		
16	98200-41000	FUSE, MINI(10A) .....	-	2	2		
17	98200-41500	FUSE, MINI(15A) .....	-	2	2		

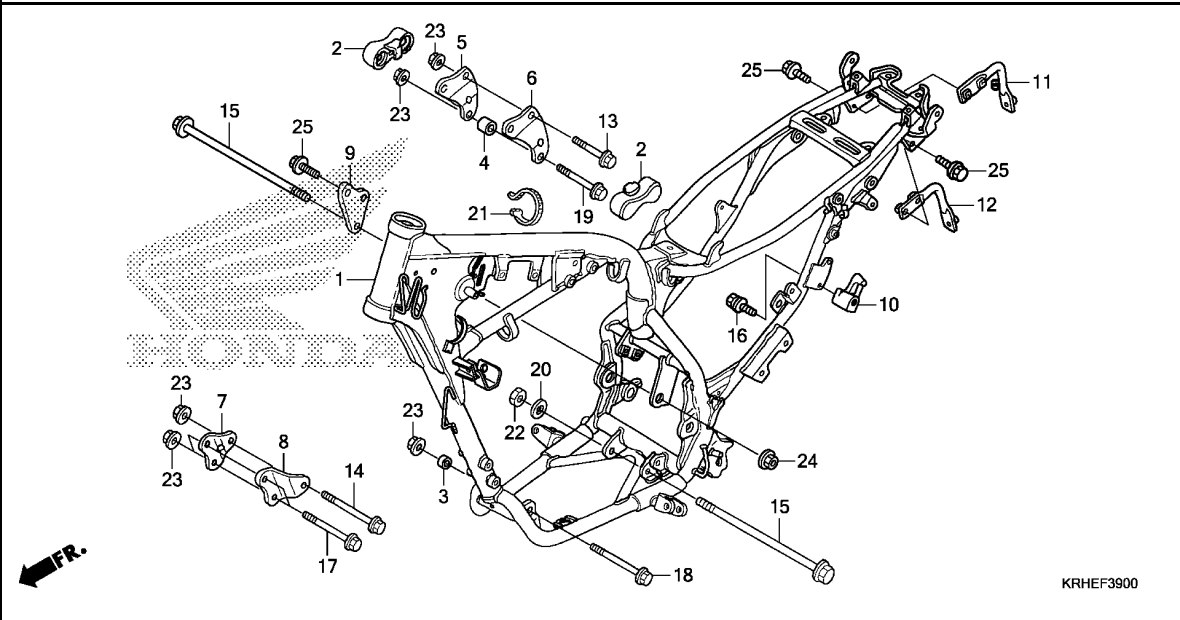




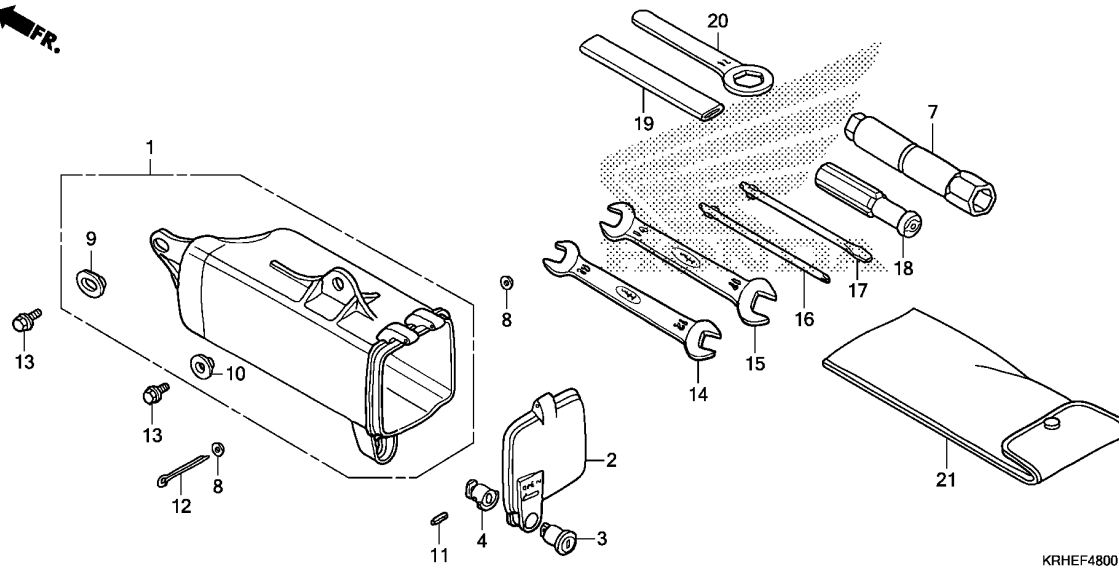
KRHEF3900

Ref. No.	L.O.N.	(Relative ref. Number) Description	F.R.T.
1	410100	BODY, FRAME ..... .INCLUDES: Engine removal and installation	5.1
10	410197	LOCK, HELMET .....	0.2

Ref. No.	Part No.	Description	Reqd. QTY			Serial No.	Parts catalogue code
			XR125 LEK C	XL125 LK C	XL125 LK C		
1	50100-KRH-A00ZA	BODY COMP., FRAME					
		*NH262M*TERRA SILVER METALLIC	1	1	-	-----	1LA,3LA,CO,DK
	50100-KRH-A40ZA	*NH262M*TERRA SILVER METALLIC	1	-	-	-----	NZ
	50100-KRH-780ZA	*NH262M*TERRA SILVER METALLIC	-	-	1		
2	50212-KRH-900	RUBBER, TANK GUARD .....	2	2	2		
3	50318-KRH-780	COLLAR, ENGINE MOUNT .....	1	1	1		
4	50320-KRH-780	COLLAR, UPPER ENGINE HANGER MOUNT	1	1	1		
5	50522-KRH-780	PLATE, R. ENGINE HANGER UPPER	1	1	1		
6	50532-KRH-780	PLATE, L. ENGINE HANGER UPPER	1	1	1		
7	50533-KRH-900	PLATE, R. FR. ENGINE HANGER	1	1	-		
	50533-KRH-780	.....	-	-	1		
8	50534-KRH-900	PLATE, L. FR. ENGINE HANGER	1	1	-		
	50534-KRH-780	.....	-	-	1		
9	50537-KRH-780	PLATE, L. RR. ENGINE HANGER (R. SIDE)	1	1	1		
10	50710-KRH-901	HOLDER ASSY., HELMET .....	1	1	1		
11	84706-KRH-900	PIPE, R. SUPPORT .....	1	1	-		
12	84707-KRH-900	PIPE, L. SUPPORT .....	1	1	-		
13	90102-KRH-900	BOLT, FLANGE, 8X56 .....	2	2	2		
14	90103-KRH-900	BOLT, FLANGE, 8X88 .....	1	1	1		
15	90105-KRH-900	BOLT, FLANGE, 10X110 .....	2	2	2		
16	90114-KRH-900	BOLT, BREAK OFF .....	1	1	1		
17	90154-KB7-700	BOLT, FLANGE, 8X73 .....	2	2	2		
18	90156-KK6-000	BOLT, FLANGE, 8X96 .....	1	1	1		
19	90156-KRH-780	BOLT, FLANGE, 8X72 .....	1	1	1		



Ref. No.	Part No.	Description	Reqd. QTY			Serial No.	Parts catalogue code
			XR125 LEK C	XL125 LK C	XL125 LK C		
20	90510-KRH-900	WASHER, 10MM .....	1	1	1		
21	90651-KRH-900	BAND, WIRE .....	1	1	1		
22	94030-10200	NUT, HEX., 10MM .....	1	1	1		
23	94050-08000	NUT, FLANGE, 8MM .....	7	7	7		
24	94050-10000	NUT, FLANGE, 10MM .....	1	1	1		
25	95701-08016-00	BOLT, FLANGE, 8X16 .....	6	6	2		

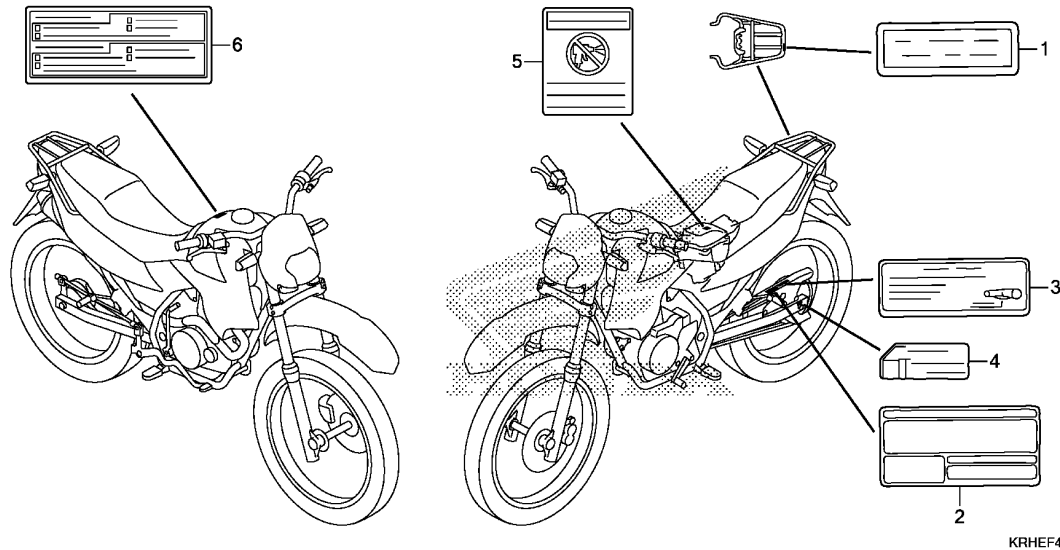


KRHEF4800

Ref. No.	L.O.N.	(Relative ref. Number) Description	F.R.T.
1	410190	BOX OR BAG, TOOL .....	0.2
2	4101B1	COVER, TOOL BOX .....	0.2

3

Ref. No.	Part No.	Description	Reqd. QTY			Serial No.	Parts catalogue code
			XR125 LEK C	LK C	XL125 LK C		
1	83502-KRH-900	BOX, TOOL .....	1	1	1		
2	83504-KRH-900	CAP, TOOL BOX .....	1	1	1		
3	83507-422-000	BODY, KEY .....	1	1	1		
4	83508-MR4-900	STOPPER, KEY BODY .....	1	1	1		
7	89216-KPH-C00	WRENCH, SPARK PLUG .....	1	1	1		
8	90231-GHR-600	WASHER, PLAIN, 3MM .....	2	2	2		
9	90505-KRH-900	WASHER, 6X9 .....	1	1	1		
10	90512-KRH-900	WASHER, 6.5X20 .....	1	1	1		
11	91501-MR4-900	PIN, SPRING, 2X14 .....	1	1	1		
12	94201-30450	PIN, SPLIT, 3.0X45 .....	1	1	1		
13	95701-06012-00	BOLT, FLANGE, 6X12 .....	2	2	2		
14	99001-10120	SPANNER, 10X12 .....	1	1	1		
15	99001-14170	SPANNER, 14X17 .....	1	1	1		
16	99003-10000	DRIVER 1, PLUS SCREW(NO.2) ..	1	1	1		
17	99003-30000	DRIVER 3, MINUS SCREW(NO.2) ..	1	1	1		
18	99003-50000	GRIP, SCREW DRIVER .....	1	1	1		
19	99006-12000	HANDLE, EYE WRENCH, 12MM .....	1	1	1		
20	99006-24000	WRENCH, EYE, 24MM .....	1	1	1		
21	99008-01600	BAG, TOOL, 160MM .....	1	1	1		

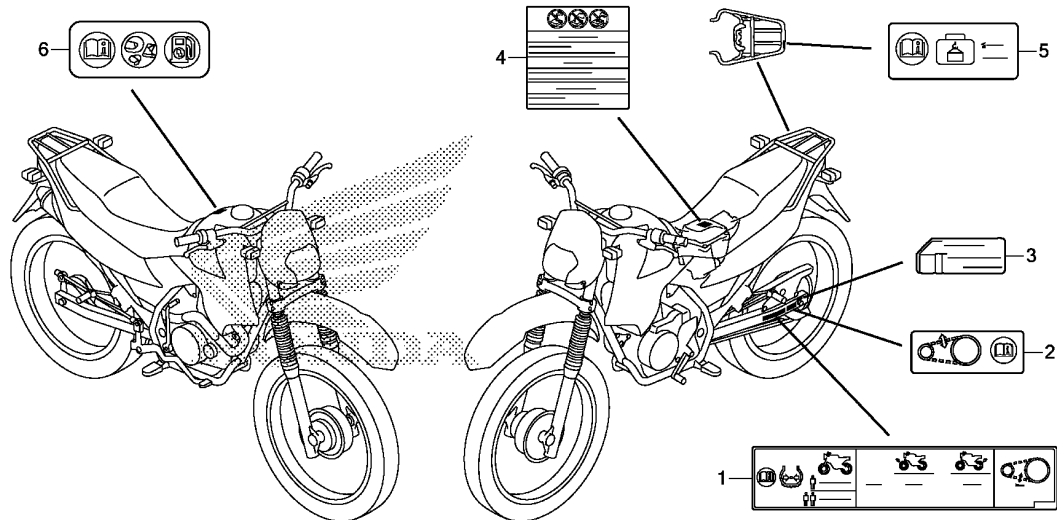


Ref. (Relative ref. Number)  
No. L.O.N. Description F.R.T.

NO INFORMATION .....

KRHEF4900

Ref. No.	Part No.	Description	Reqd. QTY			Serial No.	Parts catalogue code
			XR125 LEK	XL125 LK	XL125 LK		
1	81220-KRH-910	LABEL, RR. CARRIER(SPANISH) -	1	1	-	-----	1LA,3LA,CO
	81220-KV8-860ZA	LABEL, RR. CARRIER(ENGLISH)					
		*TYPE2*.....	1	1	-	-----	DK,NZ
2	87505-KRH-910	LABEL, TIRE(SPANISH) .....	1	1	-	-----	1LA,3LA,CO
	87505-KRH-900	LABEL, TIRE(ENGLISH) .....	1	1	-	-----	DK,NZ
3	87507-KRH-910	LABEL, DRIVE CHAIN(SPANISH) -	1	1	-	-----	1LA,3LA,CO
	87507-MZ8-W00	LABEL, DRIVE CHAIN(ENGLISH) -	1	1	-	-----	DK,NZ
4	87508-KRH-910	LABEL, CHAIN ADJUSTER(SPANISH)	1	1	-	-----	1LA,3LA,CO
	87508-MN8-670	LABEL, CHAIN ADJUSTER(ENGLISH)	1	1	-	-----	DK,NZ
5	87509-KVR-600	LABEL, AIR CLEANER ELEMENT					
		NOTICE	1	1	-	-----	1LA,3LA,CO
	87509-KWP-900	.....	1	1	-	-----	DK,NZ
6	87560-KYY-600ZB	LABEL, DRIVE CAUTION(SPANISH)					
		*TYPE1*.....	1	1	-		



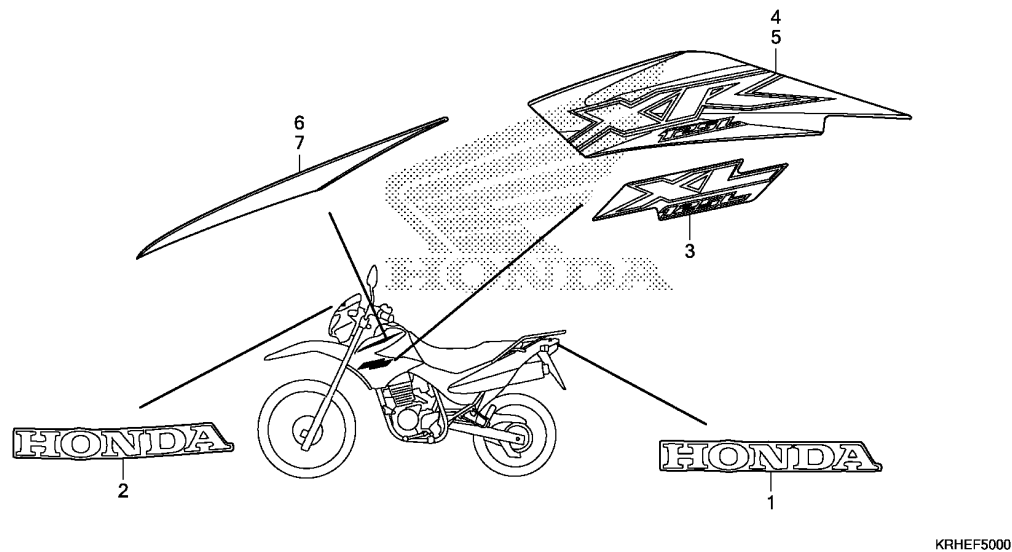
KRHEF4901

Ref. No.	L.O.N.	(Relative ref. Number)	Description	F.R.T.
----------	--------	------------------------	-------------	--------

NO INFORMATION .....

3

Ref. No.	Part No.	Description	Reqd. QTY			Serial No.	Parts catalogue code
			XR125 LEK C	XL125 LK C	XL125 LK C		
1	87505-KRH-780	LABEL, TIRE .....	-	-	1		
2	87507-KYJ-960	LABEL, DRIVE CHAIN .....	-	-	1		
3	87508-MN8-670	LABEL, CHAIN ADJUSTER(ENGLISH)	-	-	1		
	87508-MN8-730	LABEL, CHAIN ADJUSTER(FRENCH)	-	-	1		
	87508-MY5-B60	LABEL, CHAIN ADJUSTER (PORTUGUESE)	-	-	1		
4	87509-KRH-780	LABEL, AIR CLEANER ELEMENT NOTICE	-	-	1		
5	87520-MEW-D40	LABEL, CARGO LIMIT(5.0) .....	-	-	1		
6	87586-MGN-D00	LABEL, FUEL & DRIVE .....	-	-	1		



Ref. L.O.N. (Relative ref. Number) F.R.T.  
No. Description

NO INFORMATION .....

Ref. No.	Part No.	Description	Reqd. QTY			Serial No.	Parts catalogue code
			XR125 LEK C	XL125 LK C	XL125 LK C		
1	61310-KRH-900ZA	MARK, RR. (HONDA)					
		*TYPE1*.....	1	1	1		
	61310-KRH-900ZC	*TYPE3*.....	1	1	1		
	61310-KRH-900ZB	*TYPE2*.....	1	1	-		
2	61315-KRH-900ZA	MARK, FR. (HONDA)					
		*TYPE1*.....	1	1	1		
	61315-KRH-900ZC	*TYPE3*.....	1	1	1		
	61315-KRH-900ZB	*TYPE2*.....	1	1	-		
3	86191-KRH-780ZA	MARK (XL125L)					
		*TYPE2*.....	-	-	2		
	86191-KRH-780ZB	*TYPE1*.....	-	-	2		
4	87126-KRH-900ZA	STRIPE A, R. SHROUD					
		*TYPE1*.....	1	1	-		
	87126-KRH-900ZB	*TYPE2*.....	1	1	-		
	87126-KRH-900ZC	*TYPE3*.....	1	1	-		
5	87127-KRH-900ZA	STRIPE A, L. SHROUD					
		*TYPE1*.....	1	1	-		
	87127-KRH-900ZB	*TYPE2*.....	1	1	-		
	87127-KRH-900ZC	*TYPE3*.....	1	1	-		
6	87128-KRH-900ZA	STRIPE B, R. SHROUD					
		*TYPE1*.....	1	1	-		
	87128-KRH-900ZB	*TYPE2*.....	1	1	-		
	87128-KRH-900ZC	*TYPE3*.....	1	1	-		
7	87129-KRH-900ZA	STRIPE B, L. SHROUD					
		*TYPE1*.....	1	1	-		
	87129-KRH-900ZB	*TYPE2*.....	1	1	-		
	87129-KRH-900ZC	*TYPE3*.....	1	1	-		



# PART NO. INDEX

K 1

Part Number	Address	Page	Ref.	Part Number	Address	Page	Ref.	Part Number	Address	Page	Ref.	Part Number	Address	Page	Ref.				
<b>06000</b>				<b>13000</b>				<b>16014-KGA-901</b> F4 55 4				<b>17910-KRH-780</b> G5 61 1				<b>22810-KRM-B00</b> E7 42 4			
06420-KRH-780	H4	76	1	13000-KVX-600	E15	50	1	16015-KRG-003	F4	55	5	17910-KRH-A00	G3	59	1	22815-KTT-900	E7	42	5
06420-KRH-900	H4	76	1	13011-KVX-600	E15	50	2	16016-KRE-901	F4	55	6	<b>18000</b>				22821-KRM-840	E7	42	6
06421-KRH-780	H4	76	2	13021-KVX-600	E15	50	2	16022-KRH-781	F4	55	7					22870-KRH-780	G3	59	2
06421-KRH-900	H4	76	2	13031-KVX-600	E15	50	2	16025-KRF-B41	F4	55	8	<b>23000</b>				22870-KRH-780	G5	61	2
06430-GBJ-J10	H3	75	1	13041-KVX-600	E15	50	2	16028-KEH-900	F4	55	9					18291-KRH-900	H12	84	1
06430-GCE-900	H3	75	1	13051-KVX-600	E15	50	2	16048-KRH-A01	F4	55	10	18292-KBR-000	H12	84	2				
06430-KRF-B80	G15	71	1	13101-KVX-600	E15	50	3	16070-KRH-901	F4	55	11	18292-KPE-900	H12	84	3				
06431-MA3-405	G14	70	1	13102-KVX-600	E15	50	3	16075-GHB-640	F4	55	12	18293-MNO-000	H12	84	4	23121-KTT-900	E15	50	7
06440-KRH-900	H1	73	1	13103-KVX-600	E15	50	3	16075-GHB-B70	F4	55	13	18305-KRH-900	H12	84	5	23210-KRH-780	E16	51	1
06441-KRH-780	H1	72	1	13104-KVX-600	E15	50	3	16100-KRH-781	F4	55	14	18320-KRH-780	H12	84	6	23220-KRH-780	E16	51	2
06441-KRH-900	H1	73	2	13105-KVX-600	E15	50	3	16100-KRH-A01	F4	55	14	18327-KRH-900	H12	84	7	23421-KRH-780	E16	51	3
06442-KRH-780	G16	72	2	13111-KVX-600	E15	50	4	16100-KRH-A11	F4	55	14	18328-KRH-D20	H12	84	8	23427-KRM-840	E16	51	4
06450-KGA-B90	G15	71	1	13115-GN5-910	E15	50	5	16100-KRH-A21	F4	55	14	18345-KRH-900ZA	H12	84	9	23431-KPN-A00	E16	51	5
06455-KHA-942	G14	70	2	13412-KTE-910	E15	50	6	16119-KRF-B41	F4	55	15	18355-KRH-900	H12	84	10	23432-KRH-780	E16	51	6
<b>11000</b>				<b>14000</b>				<b>16151-KRH-950</b> F4 55 17				<b>18357-MCG-000</b> H12 84 12				<b>23432-KVX-600</b> E16 51 7			
11100-KRH-780	E14	49	1	14100-KVX-600	E4	39	2	16152-KRH-900	F4	55	18	18373-KRH-900	H12	84	13	23441-KPN-A00	E16	51	8
11100-KRH-A00	E14	49	1	14321-KRM-840	E5	40	1	16155-KFR-701	F4	55	19	18391-KRH-901	H12	84	14	23451-KPN-A00	E16	51	9
11108-KTT-900	E14	49	2	14401-KVJ-911	E5	40	2	16163-KCS-920	F4	55	20	18421-KFB-000	H12	84	15	23461-KPN-A00	E16	51	10
11200-KRH-780	E14	49	3	14430-KTT-900	E4	39	3	16165-KRH-781	F4	55	21	18422-KRH-900	H12	84	16	23471-KPN-A00	E16	51	11
11200-KRH-A00	E14	49	3	14451-KTT-900	E4	39	4	16168-382-014	F5	56	22	18600-KRH-A01	H11	83	7	23481-KPN-A00	E16	51	12
11215-KRM-840	E14	49	4	14510-KRM-842	E5	40	3	16172-KCP-J01	F5	56	23	18601-KRH-D20	H11	83	8	23491-KPN-A00	E16	51	13
11216-KRM-840	E14	49	5	14515-KRM-840	E5	40	4	16180-KRH-901	H11	83	4	18602-KRH-A00	H11	83	9	23501-KPN-A00	E16	51	14
11217-KRM-840	E14	49	6	14520-KTT-900	E5	40	5	16198-KRE-901	F5	56	24	18604-KRH-A00	H11	83	10	23801-KWF-940	E16	51	15
11330-KWK-900	E7	42	1	14560-KSP-910	E5	40	6	16199-KRH-781	F5	56	25	18605-KRH-D20	H11	83	11	23811-KR3-600	E16	51	16
11341-KWK-900	E10	45	1	14610-KSP-910	E5	40	7	16210-KRH-780	E2	37	7	18610-KRH-D20	H11	83	12				
11344-KRH-900	H11	83	1	14711-KTE-910	E4	39	5	16210-KWK-900	E2	37	7	18640-KRH-A00	E1	36	7	<b>24000</b>			
11360-KRH-780	E10	45	2	14721-KWF-900	E4	39	6	16214-KWK-900	E2	37	8	18656-KRH-900	H11	83	13				
11365-KRH-780	E10	45	3	14751-KSP-910	E4	39	7	16905-KRH-900	H11	83	5	18657-KRH-D20	H11	83	14	24212-KVX-600	F2	53	2
11393-KWK-900	E7	42	2	14761-KSP-910	E4	39	8	16950-KRH-901	H6	78	1	18700-KWK-900	E1	36	8	24241-KRM-840	F2	53	3
11395-KWK-900	E10	45	4	14771-KSP-910	E4	39	9	<b>17000</b>				<b>19000</b>				24242-KRM-840	F2	53	4
				14777-KGH-900	E4	39	10									17211-KRH-780	H10	82	2
				14781-MA6-000	E4	39	11	17214-KRH-780	H10	82	3	19040-KRH-A00	H6	78	10	24410-KTT-900	F2	53	6
<b>12000</b>				<b>15000</b>				<b>17215-KRH-900</b> H10 82 4				<b>19100-KRH-780ZA</b> H6 78 11				<b>24430-KRM-B10</b> F2 53 7			
12100-KRH-780	E6	41	1	15100-KTT-900	E13	48	1	17217-KRH-900	H10	82	5	19100-KRH-780ZA	H6	78	11	24436-KRM-840	F2	53	8
12191-KWK-900	E6	41	2	15130-KTT-900	E13	48	2	17219-KRE-900	H10	82	6	19100-KRH-900ZA	H6	78	11	24610-KRM-840	F2	53	9
12195-KTE-910	E6	41	3	15331-KTT-900	E13	48	3	17222-KRH-780	H10	82	7	19100-KRH-900ZA	H6	78	11	24651-KRM-840	F2	53	10
12200-KRH-780	E2	37	1	15332-KTT-900	E13	48	4	17225-KRH-A00	H10	82	8	19100-KRH-900ZC	H6	78	11	24652-KRM-840	F2	53	11
12200-KRH-A00	E2	37	1	15421-KSP-910	E13	48	5	17229-KRE-900	H10	82	9	19200-KRH-780ZA	H6	78	12	24710-KRH-900	H14	86	1
12204-KRM-305	E2	37	2	15430-KSP-910	E13	48	6	17235-KRH-780	H10	82	10	19200-KRH-780ZB	H6	78	12	24781-KRH-900	H14	86	2
12209-GB4-682	E4	39	1	15436-KRM-840	E13	48	7	17240-KRH-900	H10	82	11	19200-KRH-780ZB	H6	78	12	<b>28000</b>			
12210-KVX-600	E2	37	3	15441-KCS-650	E13	48	8	17254-KRH-900	H10	82	12	19200-KRH-900ZA	H6	78	12				
12212-KRM-840	E2	37	4	15446-107-000	E13	48	9	17260-KRH-900	H11	83	6	19200-KRH-900ZB	H6	78	12	28120-KYA-901	E9	44	2
12213-KRM-840	E2	37	5	15459-KWK-900	E13	48	10	17316-KRH-900	H10	82	13	19200-KRH-900ZC	H6	78	12	28126-MN4-004	E9	44	2
12213-KTT-900	E2	37	5	15651-KPT-A00	E7	42	3	17363-KCZ-950	H10	82	14	22100-KWK-900	E8	43	1	28128-KVC-900	E9	44	3
12251-KTE-911	E2	37	6	15771-KV6-000	H11	83	2	17370-419-700	H10	82	15	22115-KSP-910	E8	43	2	28131-KTT-900	E9	44	4
12251-KVX-A00	E2	37	6	15772-GW3-980	H11	83	3	17373-KRE-850	H10	82	16	22120-KTT-900	E8	43	3	28132-KN6-930	E9	44	5
12252-KVX-600	E2	37	6	15772-KVC-900	H10	82	1	17510-KRH-900ZA	H6	78	2	22120-KTT-900	E8	43	3	28133-KRM-850	E9	44	6
12310-KWK-901	E1	36	1					<b>17518-KRE-900</b> H6 78 4				<b>22201-KTT-900</b> E8 43 4				28211-KVS-600	F3	54	2
12311-KRH-780	E1	36	2					<b>17526-KRH-900</b> H6 78 5				<b>22202-KTT-900</b> E8 43 5				28212-KVS-600	F3	54	3
12391-KRM-840	E1	36	3													<b>17611-KRH-900</b> H6 78 6			
12396-KRM-840	E1	36	4					<b>17613-KRH-900</b> H6 78 7				<b>22355-KTT-900</b> E8 43 7							
12397-KWG-601	E1	36	5													<b>17620-KRH-901</b> H6 78 8			
12397-KYE-901	E1	36	5					<b>17681-KRH-780</b> H6 78 9				<b>22401-KRM-840</b> E8 43 10							
12398-KWK-900	E1	36	6	16010-KCH-780	F4	55	1												
				16012-KRH-781	F4	55	2												
				16013-KEH-900	F4	55	3												

# PART NO. INDEX

K 2

Part Number	Address	Page	Ref.	Part Number	Address	Page	Ref.	Part Number	Address	Page	Ref.	Part Number	Address	Page	Ref.	Part Number	Address	Page	Ref.
28261-KRM-840	F3	54	9	33000				35200-KRH-781	G3	59	5	42000				44713-KRH-901	H1	73	13
28282-KRM-840	F3	54	10						G5	61	3					44800-KRH-901	H1	73	14
28293-KRM-860	H14	86	3	33118-KRH-901	G1	57	1	35201-KRH-901	G3	59	5	42301-KRH-900	H4	76	4	44806-KRH-780	G15	71	5
28300-KRH-920	H14	86	4	33120-KRH-901	G1	57	2	35250-KRH-901	I12	100	9	42312-KRH-900	H4	76	5	44806-KRH-901	H1	73	15
28333-KKO-000	H14	86	5	33130-KRH-901	G1	57	3		I13	101	7	42620-KRH-900	H4	76	6	44808-107-720	G15	71	6
				33301-KVJ-911	I9	97	1	35330-KRH-901	G3	59	6	42635-KRH-780ZA	H4	76	7	44808-KRH-901	H1	73	16
30000				33400-KRH-781	I8	96	1	35340-KRH-781	G5	61	4	42650-KRH-780ZA	H4	76	8	44830-KRH-780	G2	58	11
				33400-KRH-901	I7	95	1	35340-MM5-600	G7	63	1	42650-KRH-A00ZA	H4	76	8	44830-KRH-900	G2	58	11
30401-KRH-781	I12	100	1	33402-KRH-781	I8	96	2	35350-KRH-781	H14	86	6	42701-KRH-780	H4	76	9	44832-KRH-900	G12	68	1
	I13	101	1	33410-KRH-901	I7	95	2	35357-KRH-900	H14	86	7	42701-KRH-900	H4	76	9	44833-KRH-780	G10	66	1
30410-KRH-781	I13	101	2	33450-KRH-781	I8	96	3	35750-KYE-900	E14	49	7	42711-KRH-781	H4	76	10	44834-KRH-780	G13	69	1
30410-KRH-A01	I12	100	2	33450-KRH-901	I7	95	3	35751-KPH-900	F2	53	12	42711-KRH-901	H4	76	10				
	I13	101	2	33600-KRH-781	I8	96	4	35752-KRM-840	F2	53	13	42712-KRH-781	H4	76	11	45000			
30410-KRH-A41	I12	100	2	33600-KRH-901	I7	95	4	35850-KRH-A01	I11	99	7	42712-KRH-901	H4	76	11				
30500-KRH-781	I12	100	3	33611-KAE-000	I8	96	5	35852-KRH-901	I11	99	8	42713-KRH-781	H5	77	12	45010-KRH-780ZA	G15	71	7
	I13	101	3	33612-KAE-000	I8	96	6	35856-KRH-901	I11	99	9	42713-KRH-901	H4	76	12	45108-KW8-901	G14	70	6
30700-KRH-901	I12	100	4	33650-KRH-781	I8	96	7									45112-KS6-701	G14	70	7
	I13	101	4	33650-KRH-901	I7	95	5	37000								45125-KRE-921	G7	63	2
				33651-KRH-900	I7	95	6					43000				45131-HA5-672	G14	70	8
31000				33700-KRH-781	I9	97	2	37101-KRH-900	H6	78	13	43100-KRH-900ZA	H3	75	2	45132-166-016	G14	70	9
				33700-KRH-901	I9	97	2		I4	92	3	43107-MAJ-G41	G14	70	3	45133-MA3-006	G14	70	10
31110-KRH-781	E11	46	1	33706-KRH-900	I9	97	3		I6	94	2	43141-KRH-900	H3	75	3	45134-KB7-005	G15	71	8
31110-KRH-A01	E11	46	1	33708-KRH-901	I9	97	4	37200-KRH-781	G2	58	3	43142-KAS-890	G15	71	2		H3	75	9
31120-KRH-781	E11	46	2	33711-KRH-781	I9	97	5	37200-KRH-901	G2	58	3	43142-KRH-900	H3	75	4	45141-KRH-780	G15	71	9
31200-KRM-851	E12	47	1	33711-KRH-901	I9	97	5	37210-KRH-781	G2	58	4	43145-KRH-900	H3	75	5	45145-437-970	G15	71	10
31201-KPT-A01	E12	47	2	33712-KRH-781	I9	97	6	37210-KRH-901	G2	58	4	43151-110-000	H3	75	6	45150-KRH-D21	G14	70	11
31204-KG8-004	E12	47	3	33712-KRH-901	I9	97	6	37213-KRH-901	G2	58	5	43151-329-000	G15	71	3	45190-KCZ-J71	G14	70	12
31205-KRM-851	E12	47	4	33712-KT1-670	I4	92	1	37220-KRH-901	G2	58	6	43151-KCW-870	G15	71	3	45203-MG3-016	G14	70	13
31206-KPH-881	E12	47	5	33720-KRH-901	I9	97	7	37223-KRH-901	G2	58	7	43352-568-003	G14	70	4	45215-ML7-922	G14	70	14
31207-MBE-008	E12	47	6	33723-KRH-901	I9	97	8	37230-KRH-901	G2	58	8	43353-461-771	G14	70	5	45351-KRH-900	H1	73	17
31500-GFC-782	I11	99	2	33741-KAK-971	I4	92	2	37233-KRH-901	G2	58	9	43410-KRH-900	H3	75	7	45410-KRH-780	G15	71	11
31500-KRH-931	I11	99	2	33741-KRH-901	I9	97	9	37243-MG2-000	G2	58	10	43411-KHA-940	H3	75	8	45435-KCW-870	G15	71	12
31500-KRP-981	I11	99	2	33741-KTT-951	I6	94	1					43451-KRH-780	H14	86	8	45450-KRH-781	G5	61	5
31500-KWS-842	I11	99	2	33741-KYY-901	I4	92	2	38000				43455-KRH-900	H14	86	9	45460-KRH-780	G10	66	2
31510-KRH-720	I11	99	3									43456-KRH-900	H14	86	10	45460-KRH-D00	G10	66	3
31510-KRH-900	I11	99	3	34000				38110-KRH-901	I12	100	10	43472-KB9-750	H14	86	11	45461-KRH-900	G12	68	2
31600-KRH-781	I12	100	5						I13	101	8					45463-KRH-D00	G7	63	3
	I13	101	5	34901-KPN-B01	G1	57	4	38201-KRH-901	I12	100	11	44000				45470-KRE-900	G8	64	6
31700-KRH-901	I12	100	6	34903-KRH-901	G1	57	5		I13	101	9						G9	65	6
31700-KVX-701	I12	100	7	34905-KRH-901	I7	95	7	38301-KRH-781	I13	101	10	44301-KRH-900	G16	72	3	45504-410-003	G7	63	4
31916-KRM-841	E2	37	9	34905-MR7-003	I8	96	8	38301-KRH-901	I12	100	12		H1	73	3	45510-KRH-901	G7	63	5
31917-KPH-901	E2	37	9	34906-447-711	I9	97	10		I13	101	10	44302-KTT-950	G15	71	4	45513-HA2-006	G7	63	6
				34908-KYA-601	G2	58	1	38306-KRH-901	I12	100	13		H1	73	4	45517-166-006	G7	63	7
32000				34910-GFM-901	G2	58	2		I13	101	11	44311-KTJ-900	G16	72	4	45517-KCS-W60	G5	61	6
								38306-KYY-970	I13	101	11	44312-KRH-900	H1	73	5	45518-MG3-016	G7	63	8
32100-KRH-780	I13	101	6	35000								44620-KRH-780	G16	72	5	45520-MG7-006	G7	63	9
32100-KRH-A00	I12	100	8					40000				44620-KRH-900	H1	73	6	45521-HA2-006	G7	63	10
32100-KRH-A10	I12	100	8	35010-KRH-900	G8	64	1					44635-KRH-780ZA	G16	72	6	45530-KRH-305	G7	63	11
32100-KRH-A40	I12	100	8		G9	65	1	40510-KRH-900	I1	89	1	44635-KRH-900	H1	73	7				
32100-KRH-B00	I13	101	6	35070-KRH-900	H16	88	1	40530-KRH-781	I1	89	2	44650-KRH-780ZA	G16	72	7	46000			
32100-KRH-B10	I13	101	6	35100-KRH-901	G8	64	2	40543-KRH-900	I1	89	3	44650-KRH-900	H1	73	8				
32101-KRH-B00	G3	59	3		G9	65	2	40546-KRH-900	I1	89	4	44680-KRH-900	H1	73	9	46500-KRH-900	H14	86	12
32111-KSP-910	E11	46	3	35101-KRH-901	G8	64	3					44701-KRH-780	G16	72	8	46513-KRH-900	H14	86	13
32401-KRH-900	I11	99	4		G9	65	3	41000				44701-KRH-900	H1	73	10	46525-KRH-900	H14	86	14
32410-KRH-D20	I11	99	5	35106-KRH-900	G8	64	4					44711-KRH-781	G16	72	9				
32601-KRH-900	I11	99	6		G9	65	4	41201-KRH-780	H4	76	3	44711-KRH-901	H1	73	11	50000			
32925-958-000	E2	37	10	35121-KRH-900	G8	64	5					44712-KRH-781	G16	72	10				
					G9	65	5					44712-KRH-901	H1	73	12	50100-KRH-780ZA	I14	102	1
				35131-KRH-A01	G3	59	4					44713-KRH-781	G16	72	11	50100-KRH-A00ZA	I14	102	1





# PART NO. INDEX

K 3

Part Number	Address	Page	Ref.	Part Number	Address	Page	Ref.	Part Number	Address	Page	Ref.	Part Number	Address	Page	Ref.	Part Number	Address	Page	Ref.	
50100-KRH-A40ZA	I14	102	1	51490-KRH-901	G12	68	13	53219-KRH-900	G10	66	6	83000				87129-KRH-900ZC	J3	107	7	
50212-KRH-900	I14	102	2		G13	69	12	53229-KRH-900	G10	66	7					87505-KRH-780	J2	106	1	
50318-KRH-780	I14	102	3	51500-KRH-781	G13	69	13	53300-KRH-900	G8	64	9	83119-KRH-900	H11	83	16	87505-KRH-900	J1	105	2	
50320-KRH-780	I14	102	4	51500-KRH-901	G12	68	14		G9	65	9	83119-MG9-000	H12	84	17	87505-KRH-910	J1	105	2	
50522-KRH-780	I14	102	5	51520-KRH-781	G13	69	14					83501-KRH-900ZA	H9	81	1	87507-KRH-910	J1	105	3	
50530-KRH-780	H16	88	2	51520-KRH-901	G12	68	15	61000				83502-KRH-900	I16	104	1	87507-KYJ-960	J2	106	2	
50530-KRH-900	H16	88	3	51611-KRH-781	G13	69	15					83503-KRE-900	H9	81	2	87507-MZ8-W00	J1	105	3	
50530-KRH-A00	H16	88	2	51612-KTJ-C00	G13	69	16	61100-KRH-780ZA	G11	67	1	83504-KRH-900	I16	104	2	87508-KRH-910	J1	105	4	
50532-KRH-780	I14	102	6					61100-KRH-780ZB	G11	67	1	83507-422-000	I16	104	3	87508-MN8-670	J1	105	4	
50533-KRH-780	I14	102	7	52000				61100-KRH-900ZA	G11	67	2	83508-MR4-900	I16	104	4		J2	106	3	
50533-KRH-900	I14	102	7					61100-KRH-900ZB	G11	67	2	83510-KRH-900ZA	H9	81	3	87508-MN8-730	J2	106	3	
50534-KRH-780	I14	102	8	52101-KRH-900	I1	89	5	61100-KRH-900ZC	G11	67	2	83510-KRH-900ZB	H9	81	3	87508-MY5-B60	J2	106	3	
50534-KRH-900	I14	102	8	52141-KRH-900	I1	89	6	61101-KRH-900	I11	99	10	83510-KRH-900ZC	H9	81	3	87509-KRH-780	J2	106	4	
50537-KRH-780	I14	102	9	52144-356-003	I1	89	7	61103-357-000	I9	97	11	83512-KRH-900	H12	84	18	87509-KVR-G00	J1	105	5	
50538-KRH-900	H16	88	4	52144-356-005	I1	89	7	61104-KRH-900	G11	67	3	83551-376-000	H9	81	4	87509-KWP-900	J1	105	5	
50540-KRH-900	H16	88	5	52155-KRH-900	I1	89	8	61300-KRH-900ZA	G1	57	6		I4	92	6	87516-KRH-901	I3	91	3	
50540-KRH-920	H16	88	6	52156-KRH-900	H15	87	15	61300-KRH-900ZB	G1	57	6	83551-KRH-D20	H6	78	14	87516-MCA-G60	I3	91	3	
50543-KRH-A00	H11	83	15	52159-KRH-900	I1	89	9	61300-KRH-900ZC	G1	57	6	83600-KRH-900ZA	H9	81	5	87520-MEW-D40	J2	106	5	
50547-KRH-900	H16	88	7	52170-KRH-780	I1	89	10	61303-KRH-900	G1	57	7	83600-KRH-900ZB	H9	81	5	87560-KYY-600ZB	J1	105	6	
50548-356-700	H16	88	8	52171-KRH-900	I1	89	11	61305-KRH-900	G1	57	8	83600-KRH-900ZC	H9	81	5	87586-MGN-D00	J2	106	6	
50549-356-700	H16	88	9	52175-KRE-900	I1	89	12	61306-KRH-900	G1	57	9	83601-KRH-900ZA	H9	81	6					
50603-KEJ-900	H15	87	1	52176-KRH-900	I1	89	13	61307-KRH-900	G2	58	12					88000				
50603-KRH-900	H15	87	2	52200-KRH-780ZA	I1	89	14	61309-KRH-D20	G1	57	10	84000								
50612-KRH-900	H15	87	3	52400-KRH-781	I3	91	1	61310-KRH-900ZA	J3	107	1					88111-KRH-901	G3	59	17	
50617-KRH-900	H15	87	4	52400-KRH-901	I3	91	1	61310-KRH-900ZB	J3	107	1	84701-KRH-780	I6	94	5		G5	61	20	
50642-KRH-900	H15	87	5	52463-KRH-901	I3	91	2	61310-KRH-900ZC	J3	107	1	84701-KRH-900	I4	92	7	88112-KRH-901	G3	59	18	
50661-KRH-900	H15	87	6					61311-KRH-780	G9	65	10	84702-KRH-900	I9	97	14		G5	61	21	
50662-KRH-900	H15	87	7	53000				61311-KRH-900	G8	64	10	84703-KRH-900	I9	97	15	88210-KRH-780	G6	62	22	
50701-KRH-900	H15	87	8					61312-KRH-780	G9	65	11	84704-KRH-A50	I4	92	8	88210-KRH-900	G3	59	19	
50706-KRH-900	H15	87	9	53100-KRH-780ZA	G9	65	7	61312-KRH-900	G8	64	11	84705-KRH-D00	I4	92	9	88220-KRH-780	G6	62	23	
50710-KGA-940	H15	87	10	53100-KRH-900ZA	G8	64	7	61313-KRH-900	G1	57	11	84706-KRH-900	I14	102	11	88220-KRH-900	G3	59	20	
50710-KRH-901	I14	102	10	53140-KB9-752	G3	59	7	61315-KRH-900ZA	J3	107	2	84707-KRH-900	I14	102	12					
50712-KRH-900	H15	87	11					61315-KRH-900ZB	J3	107	2	84708-KPM-000	G1	57	12	89000				
50713-KRH-900	H15	87	12	53166-MK5-010	G3	59	8	61315-KRH-900ZC	J3	107	2	84710-KRH-780	I8	96	9					
50714-KRH-900	H15	87	13					61317-KRH-900	G2	58	13	84711-KRH-900	I4	92	10	89216-KPH-C00	I16	104	7	
50715-KRH-900	H15	87	14	53167-KRH-920	G3	59	9					84720-KRH-780	I8	96	10					
					G5	61	9	77000									90000			
51000				53168-KRH-920	G3	59	10					86000					90001-KGA-E00	F5	56	26
					G5	61	10	77103-KRH-900	H8	80	1						90002-KRM-840	E2	37	11
51400-KRH-781	G13	69	2	53169-KRH-900	G3	59	11	77200-KRH-780ZB	H8	80	2	86150-KPG-901	G8	64	12	90003-KFG-000	E1	36	9	
51400-KRH-901	G12	68	3		G5	61	11	77205-286-000	H8	80	3		G9	65	12	90003-KVS-900	F2	53	14	
51401-KRH-781	G13	69	3	53171-402-700	G5	61	12	77218-KRH-900	I9	97	12	86150-KPG-902	G8	64	12	90005-KY7-000	E5	40	8	
51401-KRH-901	G12	68	4	53171-KRH-780	G5	61	13						G9	65	12	90008-KTT-900	E8	43	11	
51410-KRH-781	G13	69	4	53172-KRH-900	G3	59	12	80000				86191-KRH-780ZA	J3	107	3	90012-KK3-830	E4	39	12	
51410-KRH-901	G12	68	5		G5	61	14					86191-KRH-780ZB	J3	107	3	90022-KRM-840	F2	53	15	
51412-GGC-901	G12	68	6	53174-KRH-900	G3	59	13	80100-KRH-900ZA	I4	92	4					90031-KTT-900	E14	49	8	
	G13	69	5		G5	61	15	80100-KRH-900ZB	I4	92	4					90035-KRM-840	E2	37	12	
51413-KRH-901	G12	68	7	53175-KRH-780	G5	61	16					87126-KRH-900ZA	J3	107	4	90035-KWK-900	E2	37	13	
	G13	69	6	53175-KRH-901	G7	63	12	80100-KRH-900ZC	I4	92	4	87126-KRH-900ZB	J3	107	4	90071-MBO-000	E12	47	7	
51414-GFM-J11	G12	68	8	53177-KRH-900	G3	59	14					87126-KRH-900ZC	J3	107	4	90083-KRM-840	E5	40	9	
	G13	69	7		G5	61	17	80112-KRH-900	I9	97	13	87127-KRH-900ZA	J3	107	5	90084-KTT-900	E10	45	5	
51420-KRH-781	G13	69	8	53178-KRH-900	G3	59	15	80112-KRH-D20	H8	80	4	87127-KRH-900ZB	J3	107	5	90085-KTT-900	E9	44	7	
51420-KRH-901	G12	68	9		G5	61	18					87127-KRH-900ZC	J3	107	5	90087-KRM-840	E10	45	6	
51432-KRH-901	G12	68	10	53192-KRH-900	G3	59	16	81000				87128-KRH-900ZA	J3	107	6	90091-KRM-840	E2	37	14	
	G13	69	9		G5	61	19					87128-KRH-900ZB	J3	107	6	90101-KRH-900	H11	83	17	
51437-KRH-901	G12	68	11	53208-KCH-900	G8	64	8	81200-KRH-780ZA	I4	92	5	87128-KRH-900ZC	J3	107	6	90102-KRH-900	I14	102	13	
	G13	69	10		G9	65	8					87129-KRH-900ZA	J3	107	7	90103-KRH-900	I14	102	14	
51440-KRH-781	G13	69	11	53214-KRH-901	G10	66	4	81220-KRH-910	J1	105	1	87129-KRH-900ZB	J3	107	7	90104-GT4-000	I8	96	11	
51440-KRH-901	G12	68	12	53215-KRH-901	G10	66	5	81220-KV8-860ZA	J1	105	1									

4

# PART NO. INDEX

K 4

Part Number	Address	Page	Ref.	Part Number	Address	Page	Ref.	Part Number	Address	Page	Ref.	Part Number	Address	Page	Ref.	Part Number	Address	Page	Ref.
90105-KRH-900	I14	102	15	90306-KRM-840	E2	37	15	90650-KW3-000	G4	60	23	91305-KPH-900	E14	49	13	94000			
90106-KRH-900	G10	66	8	90306-KYA-601	G15	71	13		G6	62	26	91305-KRM-840	E10	45	9	94001-05000-0S	G1	57	19
90107-MBG-000	G8	64	13		H1	73	20		I12	100	14	91306-KRM-840	E5	40	10	94001-05070-0S	G12	68	23
	G9	65	13	90307-KRH-901	H5	77	14				15	91307-KRM-840	E7	42	11	94001-06200-0S	H14	86	18
90107-MBL-610	I3	91	4	90308-KRH-900	G8	64	15		I13	101	12	91309-425-003	E12	47	8	94001-06800	H12	84	21
90108-KRH-780	H16	88	10		G9	65	15	90651-KRF-H71	G12	68	19	91309-KVX-A00	E1	36	13	94002-06000-0S	I11	99	11
90108-KRH-900	H16	88	11	90309-KFO-003	H5	77	15	90651-KRH-781	G13	69	20	91309-MJO-003	E1	36	13	94002-08000-0S	I1	89	20
90110-KRH-900	H11	83	18	90309-KRH-901	H5	77	15	90651-KRH-900	I15	103	21	91320-MBO-000	E12	47	9	94021-06000-0S	G2	58	20
90111-162-000	I4	92	11	90311-KRH-900	H10	82	18	90651-KRM-R20	H7	79	18	91351-KRF-H71	G12	68	21	94030-08000	I1	89	21
	I6	94	6		I4	92	13	90651-MA5-671	G7	63	16		G13	69	22	94030-10200	I15	103	22
90111-KFB-000	G1	57	13		I6	94	8	90678-KRH-900	H11	83	19	91405-KRH-900	H11	83	20	94050-05000	G1	57	20
90111-KRH-900	G8	64	14	90322-KRH-900	G4	60	22	90702-KRM-840	E1	36	12	91406-166-000	G2	58	16	94050-06000	E3	38	20
	G9	65	14		G6	62	25		E7	42	7		I4	92	17		G4	60	29
90112-GW3-000	H15	87	16	90381-KRH-900	H7	79	16		E10	45	7	91413-KRH-900	I6	94	10		G6	62	29
90112-KRH-900	H9	81	7	90404-KPT-A00	E2	37	16		E13	48	13	91501-MR4-900	I16	104	11		G7	63	19
90113-KRH-900	G4	60	21	90405-KTT-900	E8	43	13		E14	49	11						H11	83	21
	G6	62	24	90417-KRM-840	F2	53	16	90703-KRH-900	E7	42	8	92000					I2	90	22
90114-166-006	G7	63	13	90432-KPT-A00	E13	48	12	90703-KRM-840	E2	37	17						I10	98	22
90114-KRH-900	I14	102	16	90441-KRM-840	E14	49	10		E6	41	4	92101-06020-0A	H14	86	17	94050-06080	G15	71	15
90115-KRH-900	H10	82	17	90451-KRM-840	F3	54	11	90704-KRM-840	E2	37	18		I12	100	16	94050-08000	I4	92	18
90116-KRF-H71	G12	68	16	90453-KVX-600	E16	51	17	90741-KFB-000	E15	50	8		I13	101	13		I6	94	12
	G13	69	17	90454-KTT-900	E16	51	18	90741-KGH-900	E15	50	9						I15	103	23
90116-KRH-900	H6	78	15	90455-KRM-840	F3	54	12	90755-229-003	H1	73	21	93000				94050-08070	H12	84	22
90117-KRH-900	H12	84	19	90456-KTT-900	E16	51	19	90755-229-005	H2	74	21					94050-10000	I7	95	10
90123-KRF-H71	G12	68	17	90457-KRM-840	F2	53	17	90755-KRH-900	H2	74	21	93101-06010-0A	F1	52	27		I15	103	24
	G13	69	18	90458-KVS-900	E16	51	20	90899-KRH-900	I4	92	16	93500-03020-0G	G13	69	23	94101-04800	I8	96	14
90125-KZJ-900	H5	77	13		F3	54	13					93500-04008-0A	G1	57	15	94101-08000	H15	87	17
90128-KGA-B90	H1	73	18	90463-KRM-840	E1	36	10	91000				93500-04032-0G	G4	60	24	94103-05000	I10	98	23
90131-KRH-900	G14	70	15	90501-KPT-A00	E8	43	14	91001-KRM-842	E15	50	10	93500-04045-0G	G4	60	25	94103-05700	G1	57	21
90131-KRM-840	E14	49	9		E11	46	5	91001-KSP-913	E15	50	10	93500-05012-0A	G1	57	16	94103-08700	H12	84	23
90140-KAE-000	I8	96	12	90501-KRH-900	H14	86	15	91003-KTT-900	E16	51	22	93500-05016-0G	G4	60	26	94109-12000	E14	49	14
90145-KRH-901	G7	63	14	90502-KRH-780	I4	92	14	91004-KTN-900	E16	51	23	93500-05018-0G	G12	68	22	94111-06000	I11	99	12
90147-MCE-950	H16	88	12		I6	94	9	91005-KTN-900	E16	51	24	93500-05020-0A	I9	97	20	94201-20120	H14	86	19
90154-KB7-700	I14	102	17	90503-KRH-900	G8	64	16	91006-KTN-900	E16	51	25	93500-05020-0G	G4	60	27	94201-20150	H15	87	18
90155-KRH-900	I3	91	5		G9	65	16	91015-KRH-901	G10	66	9		G6	62	28	94201-30280	H14	86	20
90156-KK6-000	I14	102	18	90504-KRH-900	I9	97	18	91053-MAY-003	H5	77	18	93500-05028-0G	H10	82	20	94201-30450	I16	104	12
90156-KRH-780	I14	102	19	90505-KRH-900	I1	89	16	91059-GFM-901	G8	64	17	93500-05050-0G	G1	57	17	94251-08000	E13	48	16
90158-KCJ-710	G2	58	14		I16	104	9		G9	65	17	93600-04012-1G	G7	63	17	94510-14000	F2	53	18
90201-KRM-840	E11	46	4	90505-KRM-860	H14	86	16	91070-GC4-601	I1	89	18	93700-05012-0A	E13	48	14	94510-16000	F3	54	14
90202-KRM-840	E8	43	12	90508-KRH-900	I4	92	15	91072-KRH-901	I3	91	7	93700-05018-1A	G2	58	17				
90203-MF9-710	H16	88	13	90509-KRH-900	H7	79	17	91104-KTT-901	E9	44	8	93892-04010-10	F5	56	27	95000			
90206-250-000	E4	39	13	90510-KRH-900	I15	103	20	91202-KSP-910	E7	42	9	93892-04010-18	F5	56	28	95002-02070	H11	83	22
90231-GHR-600	I16	104	8	90511-KRH-780	H5	77	16	91203-KSP-910	E14	49	12	93892-04016-08	F5	56	29	95002-02079	F5	56	30
90231-KRM-840	E13	48	11	90511-KRH-900	H5	77	16	91204-KSP-911	E7	42	10	93893-04010-08	G2	58	18	95002-02080	H7	79	19
90301-473-003	I4	92	12	90512-KRH-900	I1	89	17	91216-KSP-910	F1	52	26	93893-04012-17	G7	63	18	95002-41050-00	H10	82	23
90301-GFM-890	I6	94	7		I9	97	19	91251-GK4-003	G15	71	14	93901-24880	I10	98	21	95005-80035-20	H11	83	23
	I9	97	16		I16	104	10	91251-KYY-900	G16	72	12	93901-25080	I1	89	19	95014-22200	G8	64	18
90301-KEJ-900	I4	92	12	90522-028-000	G1	57	14	91254-KRH-901	G12	68	20	93901-32320	G4	60	28		G9	65	18
90301-MG8-000	I6	94	7	90522-KRH-900	H9	81	8		G13	69	21	93901-34120	E13	48	15	95015-32001	G6	62	30
	I9	97	16		H10	82	19	91256-KK3-840	G2	58	15	93903-24320	G2	58	19	95015-42000	G6	62	31
90302-KYA-601	H1	73	19	90543-MV9-670	E1	36	11	91258-410-006	H2	74	22	93903-25510	H10	82	22		H14	86	21
	H3	75	10	90544-KRF-H71	G12	68	18	91258-410-013	H2	74	22	93903-34380	I7	95	9	95701-06012-00	G2	58	21
90302-MB2-000	I9	97	17		G13	69	19	91258-MCG-901	H2	74	22	93911-24120	G1	57	18		G10	66	10
90304-GE8-003	I3	91	6	90545-300-000	G7	63	15	91258-MCG-902	H2	74	22	93913-24120	H9	81	9		H10	82	24
90304-KYA-601	I3	91	6	90546-KRH-900	G11	67	4	91262-KRH-901	I3	91	8	93913-25520	I6	94	11		I2	90	23
90305-KSP-900	H12	84	20	90559-KRH-900	H5	77	17	91303-KRM-840	E10	45	8		I8	96	13		I16	104	13
90305-KYA-601	I1	89	15	90602-KPT-900	F3	54	14	91304-KRM-840	E3	38	19								
90306-KFO-003	G15	71	13	90602-KRM-840	F3	54	15												
	H1	73	20	90602-KYY-900	E16	51	21												

4

# PART NO. INDEX

**K 5**

Part Number	Address	Page	Ref.	Part Number	Address	Page	Ref.	Part Number	Address	Page	Ref.	Part Number	Address	Page	Ref.
95701-06014-00	E3	38	21	96001-06035-00	E10	45	10								
	H12	84	24	96001-06040-00	E7	42	13								
	I12	100	17		E10	45	11								
	I13	101	14	96001-06045-00	E10	45	12								
95701-06016-00	E1	36	14	96100-60030-00	E8	43	15								
	E5	40	11	96140-63010-10	G16	72	13								
	E14	49	15		H2	74	23								
	F3	54	16	96140-63030-10	H5	77	20								
	G13	69	24	96211-08000	H14	86	24								
	H11	83	24	96220-30085	F2	53	19								
	I11	99	13	96600-06016-00	E11	46	6								
95701-06018-07	G1	57	22	96600-06022-00	E11	46	7								
95701-06020-00	H11	83	25												
	H14	86	22	98000											
	I2	90	24												
95701-06022-00	E12	47	10	98200-31500	I11	99	14								
	I4	92	19	98200-41000	I12	100	19								
	I6	94	13		I13	101	16								
95701-06022-07	G6	62	32	98200-41500	I13	101	17								
95701-06025-00	G11	67	5												
	H8	80	5	99000											
95701-06025-07	H16	88	14												
95701-06032-00	G15	71	16	99001-10120	I16	104	14								
95701-06035-00	E13	48	17	99001-14170	I16	104	15								
95701-06040-00	E14	49	16	99003-10000	I16	104	16								
95701-06045-00	E14	49	17	99003-30000	I16	104	17								
95701-06070-00	E14	49	18	99003-50000	I16	104	18								
95701-08012-07	I12	100	18	99006-12000	I16	104	19								
	I13	101	15	99006-24000	I16	104	20								
95701-08016-00	I15	103	25	99008-01600	I16	104	21								
95701-08018-00	H15	87	19	99101-GHB-0980	F5	56	32								
	I5	93	20	99103-KWG-0380	F5	56	33								
	I6	94	14												
95701-08030-07	H13	85	25												
95701-08032-00	H7	79	20												
95701-08035-00	H3	75	11												
	H14	86	23												
95701-08045-00	I5	93	21												
	I6	94	15												
95701-08045-07	G8	64	19												
	G9	65	19												
	H13	85	26												
95801-06105-00	E3	38	22												
96000															
96001-06010-02	H13	85	27												
96001-06010-07	H13	85	28												
	H16	88	15												
96001-06012-00	E1	36	15												
96001-06016-00	G12	68	24												
96001-06018-00	E14	49	19												
	H7	79	21												
96001-06018-07	I5	93	22												
96001-06020-00	E14	49	20												
96001-06022-00	E5	40	12												
	G7	63	20												
96001-06025-00	I10	98	24												
96001-06030-00	E7	42	12												

# PART NAME INDEX

Part name	Address	Page	Ref.	Part name	Address	Page	Ref.	Part name	Address	Page	Ref.
[ A ]											
ADJUSTER, CHAIN .....	I1	89	3	BOLT, FLANGE, 5X14 .....	E2	37	11	BOLT, FLANGE, 8X12 .....	I12	100	18
ARM ASSY., KICK STARTER .....	H14	86	4	BOLT, FLANGE, 6MM .....	H6	78	15		I13	101	15
ARM COMP., VALVE ROCKER .....	E4	39	3		H10	82	17	BOLT, FLANGE, 8X16 .....	I15	103	25
ARM, FR. BRAKE .....	G15	71	11		H11	83	17	BOLT, FLANGE, 8X18 .....	H15	87	19
ARM, RR. BRAKE .....	H3	75	7						I5	93	20
AXLE, FR. WHEEL .....	G16	72	3	BOLT, FLANGE, 6X10 .....	H13	85	27		I6	94	14
	H1	73	3					BOLT, FLANGE, 8X30 .....	H13	85	25
AXLE, RR. WHEEL .....	H4	76	4					BOLT, FLANGE, 8X32 .....	H7	79	20
								BOLT, FLANGE, 8X35 .....	G10	66	8
[ B ]					H16	88	15		H3	75	11
BAG, TOOL, 160MM .....	I16	104	21	BOLT, FLANGE, 6X105 .....	E3	38	22		H14	86	23
BALL, STEEL, #8 .....	H14	86	24	BOLT, FLANGE, 6X12 .....	E1	36	15	BOLT, FLANGE, 8X36 .....	G8	64	14
BAND, AIR CLEANER CONNECTING					G2	58	21		G9	65	14
TUBE	H10	82	12		G10	66	10	BOLT, FLANGE, 8X40 .....	G14	70	15
BAND, BATTERY .....	I11	99	3	BOLT, FLANGE, 6X14 .....	E3	38	21		H12	84	19
BAND, EX. PIPE .....	H12	84	13		H12	84	24	BOLT, FLANGE, 8X45 .....	G8	64	19
BAND, FR. FORK BOOT .....	G13	69	16		H15	87	16		G9	65	19
BAND, WIRE .....	G4	60	23		I12	100	17	BOLT, FLANGE, 8X56 .....	I14	102	13
	G6	62	26		I13	101	14	BOLT, FLANGE, 8X72 .....	I14	102	19
	I12	100	14	BOLT, FLANGE, 6X16 .....	E1	36	14	BOLT, FLANGE, 8X73 .....	I14	102	17
					E5	40	11	BOLT, FLANGE, 8X88 .....	I14	102	14
	I13	101	12		E14	49	15	BOLT, FLANGE, 8X96 .....	I14	102	18
	I15	103	21		F3	54	16	BOLT, FR. FORK .....	G12	68	17
BAR COMP., SIDE STAND .....	H16	88	2		G12	68	24		G13	69	18
					G13	69	24	BOLT, HANDLE LEVER PIVOT .....	G4	60	21
BAR, L. PILLION STEP .....	H15	87	13		H11	83	24		G6	62	24
BAR, R. PILLION STEP .....	H15	87	12		I11	99	13	BOLT, HEX., 6X10 .....	F1	52	27
BASE COMP., CONTACT .....	G8	64	3	BOLT, FLANGE, 6X18 .....	E14	49	19	BOLT, HEX., 6X20 .....	F2	53	14
	G9	65	3		G1	57	22		H14	86	17
BASE COMP., NUMBER PLATE .....	I4	92	7		H7	79	21		I12	100	16
BASE COMP., TAILLIGHT .....	I9	97	5		I5	93	22		I13	101	13
BASE, NUMBER PLATE .....	I6	94	5	BOLT, FLANGE, 6X20 .....	E14	49	20	BOLT, KNOCK, 5MM .....	E5	40	9
BATTERY .....	I11	99	2		H11	83	25	BOLT, L. CRANKCASE COVER .....	E1	36	9
BEARING, HEAD PIPE .....	G10	66	9		H14	86	22	BOLT, OIL, 10X22 .....	G7	63	14
BEARING, NEEDLE, 17X24X20 .....	I3	91	7	BOLT, FLANGE, 6X22 .....	E5	40	12	BOLT, ONE-WAY, 8MM .....	G8	64	13
BEARING, NEEDLE, 20X26X20 .....	I1	89	18		E12	47	10		G9	65	13
BEARING, NEEDLE, 22X29X16.8 .....	E9	44	8		G6	62	32	BOLT, SETTING .....	E12	47	4
BEARING, RADIAL BALL, 12X32X10 .....	E16	51	24		G7	63	20	BOLT, SIDE STAND PIVOT .....	H16	88	10
BEARING, RADIAL BALL, 17X40X12 .....	E16	51	23		I4	92	19				
BEARING, RADIAL BALL, 17X42X12 .....	E16	51	22	BOLT, FLANGE, 6X25 .....	E8	43	11	BOLT, SOCKET, 10X57 .....	I3	91	4
BEARING, RADIAL BALL, 20X47X14 .....	E16	51	25		G11	67	5	BOLT, SOCKET, 6MM .....	E9	44	7
BEARING, RADIAL BALL, 6003 .....	E8	43	15		H8	80	5	BOLT, SOCKET, 6X16 .....	E11	46	6
BEARING, RADIAL BALL, 6203UU .....	H5	77	18		H16	88	14	BOLT, SOCKET, 6X22 .....	E11	46	7
BEARING, RADIAL BALL, 6301U .....	G16	72	13		I10	98	24	BOLT, SOCKET, 8X30 .....	G12	68	16
	H2	74	23	BOLT, FLANGE, 6X30 .....	E7	42	12		G13	69	17
BEARING, RADIAL BALL, 6303U .....	H5	77	20		G11	67	5	BOLT, SPECIAL, 6X14 .....	H9	81	7
BEARING, ROLLER, 30X58X17 .....	E15	50	10	BOLT, FLANGE, 6X32 .....	G15	71	16	BOLT, SPECIAL, 6X16 .....	H16	88	12
BODY COMP., FRAME .....	I14	102	1	BOLT, FLANGE, 6X35 .....	E10	45	10	BOLT, SPROCKET FIXING .....	H5	77	13
BODY, KEY .....	I16	104	3		E13	48	17	BOLT, STUD, 2, 6X16 .....	H1	73	18
BOLT A, PIN .....	G14	70	8	BOLT, FLANGE, 6X40 .....	E7	42	13	BOLT, STUD, 6X19 .....	E2	37	13
BOLT, BREAK OFF .....	I14	102	16		E10	45	11	BOLT, STUD, 8X22 .....	E2	37	12
BOLT, CYLINDER STUD, 8X140 .....	E14	49	8		E14	49	16	BOLT, SWINGARM PIVOT .....	I1	89	5
BOLT, DRAIN PLUG, 12MM .....	E14	49	9	BOLT, FLANGE, 6X45 .....	E10	45	12	BOLT, WIRE ADJUSTING .....	G3	59	16
BOLT, FLANGE SOCKET, 6X22 .....	E2	37	14		E14	49	17		G5	61	19
BOLT, FLANGE, 10X110 .....	I14	102	15	BOLT, FLANGE, 6X70 .....	E14	49	18	BOOT B .....	G14	70	10
BOLT, FLANGE, 10X52 .....	I3	91	5								

# PART NAME INDEX

L 2

Part name	Address	Page	Ref.	Part name	Address	Page	Ref.	Part name	Address	Page	Ref.	
BOOT COMP. ....	G7	63	4	CAP, STEERING STEM .....	G8	64	8	COLLAR, CHAIN ROLLER.....	I1	89	13	
BOOT, FR. FORK .....	G13	69	15		G9	65	8	COLLAR, CHAMBER RR. ....	H12	84	7	
BOOT, PIN BUSH .....	G14	70	9	CAP, SWINGARM DUST SEAL .....	I1	89	7	COLLAR, CUSHION CONNECTING ROD	I3	91	2	
BOX ASSY., SPEEDOMETER GEAR ..	H1	73	14	CAP, TOOL BOX .....	I16	104	2	COLLAR, ENGINE MOUNT.....	I14	102	3	
BOX, TOOL .....	I16	104	1	CARBURETOR ASSY .....	F4	55	14	COLLAR, FENDER COVER.....	I9	97	13	
BRACKET COMP., L. PILLION STEP	H15	87	9	CARRIER COMP., RR. ....	I4	92	5	COLLAR, FENDER MOUNTING.....	G11	67	3	
BRACKET COMP., R. PILLION STEP	H15	87	8		I6	94	4	COLLAR, FR. AXLE DISTANCE.....	G16	72	5	
BRACKET SUB ASSY., L. FR. ....	G14	70	12	CASE ASSY., UNDER .....	G2	58	8		H1	73	6	
BRACKET, AIR SUCTION VALVE ...	H11	83	15	CASE ASSY., UPPER .....	G2	58	6	COLLAR, FR. FENDER SETTING....	I11	99	10	
BRACKET, L. HANDLE LEVER .....	G3	59	12	CASE SUB ASSY., AIR CLEANER ...	H10	82	4	COLLAR, FR. WHEEL.....	H1	73	5	
	G5	61	14	CASE, DRIVE CHAIN .....	I1	89	1	COLLAR, FR. WHEEL SIDE.....	G16	72	4	
BRACKET, NUMBER PLATE .....	I9	97	15	CASE, L. BOTTOM .....	G12	68	15	COLLAR, FR. WINKER.....	I7	95	6	
BRACKET, R. HANDLE LEVER .....	G5	61	13		G13	69	14	COLLAR, FUEL TANK MOUNTING....	H6	78	5	
BRIDGE COMP., FORK TOP .....	G8	64	9	CASE, R. BOTTOM .....	G12	68	9	COLLAR, KICK SPRING.....	F3	54	10	
	G9	65	9		G13	69	8	COLLAR, LOCK SETTING.....	H11	83	16	
BULB, HEADLIGHT .....	G1	57	4	CASE, WATER INLET .....	H11	83	14		H12	84	17	
BULB, POSITION LIGHT .....	G1	57	5	CENTER, CLUTCH .....	E8	43	3	COLLAR, MUFFLER MOUNTING.....	H12	84	16	
	I9	97	1	CHAIN, CAM .....	E5	40	2	COLLAR, RR. AXLE DISTANCE.....	H4	76	6	
BULB, TAIL & STOP LIGHT .....	I9	97	10	CHAIN, DRIVE .....	I1	89	2	COLLAR, RR. FENDER .....	I4	92	14	
BULB, WEDGE BASE .....	G2	58	1	CHAMBER SET, FLOAT .....	F4	55	5		I6	94	9	
			2	CIRCLIP .....	G7	63	16	COLLAR, RR. WHEEL.....	H4	76	5	
BULB, WINKER .....	I7	95	7	CIRCLIP, 20MM .....	E16	51	21	COLLAR, R. CRANKSHAFT.....	E15	50	6	
	I8	96	8	CIRCLIP, EXTERNAL, 14MM .....	F2	53	18	COLLAR, SEAT SETTING.....	H8	80	1	
BUSH, 17X20.5X8.0 .....	E16	51	4	CIRCLIP, EXTERNAL, 16MM .....	F3	54	14	COLLAR, SETTING.....	F5	56	23	
	F3	54	1	CIRCLIP, EXTERNAL, 17MM .....	F3	54	15	COLLAR, SIDE MOUNTING.....	H7	79	17	
BUSH, 20MM .....	E16	51	6	CLAMP .....	G2	58	9	COLLAR, STAND RUBBER SETTING..	H16	88	9	
			7	CLAMPER A, BRAKE HOSE .....	G12	68	2	COLLAR, STARTER REDUCTION.....	E9	44	6	
				CLAMPER, A.C. GENERATOR CORD ..	E11	46	3	COLLAR, SWINGARM PIVOT CENTER				
				CLAMPER, SPEEDOMETER CABLE ...	G12	68	1	DISTANCE	I1	89	6	
				CLAMP, TUBE .....	H10	82	23	COLLAR, TAILLIGHT MOUNTING....	I9	97	3	
					H11	83	20				18	
				CLIP C9, TUBE .....	H7	79	18	COLLAR, UPPER ENGINE HANGER				
				CLIP, 2X70 .....	I6	94	10	MOUNT	I14	102	4	
				CLIP, BREATHER TUBE .....	H10	82	13	COLLAR, WINKER .....	I8	96	6	
					H11	83	3	COTTER, VALVE .....	E4	39	11	
				CLIP, HOSE .....	H11	83	19	COUNTERSHAFT COMP. ....	E16	51	2	
				CLIP, KICK STARTER ARM .....	H14	86	3	COVER COMP., CYLINDER HEAD....	E1	36	1	
				CLIP, OIL DRAIN TUBE .....	H11	83	2	COVER COMP., LICENSE.....	I9	97	8	
				CLIP, PISTON PIN, 13MM .....	E15	50	5	COVER COMP., L. RR. ....	E10	45	2	
				CLIP, PULSER CORD .....	E2	37	10	COVER COMP., R. CRANKCASE.....	E7	42	1	
				CLIP, TUBE .....	F5	56	30	COVER SET, R. SIDE.....	H9	81	3	
							31	COVER SUB ASSY., AIR CLEANER..	H10	82	8	
					H7	79	19	COVER, BRAKE HOSE CLAMPER....	G7	63	3	
					H10	82	1	COVER, CARBURETOR HEATER.....	F4	55	17	
					H11	83	22	COVER, COMBINATION SWITCH.....	G8	64	4	
				CLIP, VALVE GUIDE .....	E2	37	5		G9	65	4	
				CLIP, WIRE .....	G2	58	16	COVER, CYLINDER HEAD.....	E1	36	2	
					I4	92	17	COVER, L. CRANKCASE.....	E10	45	1	
				CLUTCH, ONE WAY .....	E9	44	2	COVER, L. FR. SIDE.....	H9	81	6	
				COCK ASSY., FUEL .....	H6	78	1	COVER, L. HANDLE LEVER.....	G3	59	14	
				COIL COMP., IGNITION .....	I12	100	3		G5	61	17	
					I13	101	3	COVER, L. SIDE.....	H9	81	5	
CAP, BLEEDER .....	G14	70	5	COLLAR C .....	I4	92	15	COVER, RR. BRAKE ARM.....	H3	75	8	
CAP, CABLE SEALING .....	F4	55	16	COLLAR, 10MM .....	E1	36	6	COVER, R. FR. SIDE.....	H9	81	1	
CAP, CHANGE SWITCH CONTACT ...	F2	53	12	COLLAR, 18.5MM .....	F3	54	3	COVER, R. HANDLE LEVER.....	G5	61	12	
CAP, MASTER CYLINDER .....	G7	63	6	COLLAR, 6.5X4 .....	H15	87	15	COWL SET, RR. ....	I4	92	4	
CAP, NUMBER BRACKET .....	I4	92	9	COLLAR, CARBURETOR HEATER					I6	94	3	
CAP, NUMBER PLATE BASE COMP. .	I4	92	10		COVER	F4	55	18	CRANKCASE COMP., L. ....	E14	49	3
CAP, OIL FILTER ROTOR .....	E13	48	7	COLLAR, CHAIN GUARD .....	I1	89	9	CRANKCASE COMP., R. ....	E14	49	1	
CAP, RR. FORK END .....	I1	89	4									

[ C ]

# PART NAME INDEX

L 3

Part name	Address	Page	Ref.	Part name	Address	Page	Ref.	Part name	Address	Page	Ref.
CRANKSHAFT COMP. ....	E15	50	1	FORK ASSY., L. FR. ....	G12	68	14	GUIDE COMP., BRAKE HOSE .....	G9	65	6
CUSHION ASSY., RR. ....	I3	91	1		G13	69	13	GUIDE COMP., DRIVE CHAIN .....	E10	45	3
CUSHION, C.D.I. UNIT .....	I12	100	1	FORK ASSY., R. FR. ....	G12	68	3	GUIDE COMP., LOWER BRAKE HOSE ..	G10	66	3
	I13	101	1		G13	69	2	GUIDE, BRAKE CABLE LOWER .....	G10	66	2
CUSHION, FUEL STRAINER .....	H11	83	5	FORK, CENTER GEARSHIFT .....	F2	53	2	GUIDE, CAM CHAIN .....	E5	40	7
CUSHION, FUEL TANK FR. ....	H6	78	6	FORK, GEARSHIFT .....	F2	53	1	GUIDE, CLUTCH OUTER .....	E8	43	2
CUSHION, FUEL TANK RR. ....	H6	78	7	FUSE, BLADE .....	I11	99	14	GUIDE, FR. FORK .....	G12	68	8
CUSHION, TAILLIGHT .....	H8	80	4	FUSE, MINI .....	I12	100	19		G13	69	7
CYLINDER COMP. ....	E6	41	1		I13	101	16	GUIDE, SPEEDOMETER CABLE .....	G10	66	1
CYLINDER SET, MASTER .....	G7	63	11						G13	69	1
CYLINDER SUB ASSY., FR. BRAKE								GUIDE, VALVE .....	E2	37	2
MASTER	G7	63	5								
C.D.I. UNIT COMP., DIGITAL ...	I12	100	2	[ G ]				[ H ]			
	I13	101	2	GASKET B, HEAD COVER .....	E1	36	4	HANDLE, EYE WRENCH, 12MM .....	I16	104	19
[ D ]				GASKET C, HEAD COVER .....	E1	36	5	HARNASS, WIRE .....	I12	100	8
DIAPHRAGM .....	G7	63	9	GASKET SET .....	F4	55	1		I13	101	6
DISK, CLUTCH FRICTION .....	E8	43	4	GASKET, CARBURETOR INSULATOR ..	E2	37	8	HEADLIGHT UNIT .....	G1	57	2
				GASKET, CYLINDER .....	E6	41	2	HEAD COMP., CYLINDER .....	E2	37	1
DISK, L. FR. BRAKE .....	H1	73	17	GASKET, CYLINDER HEAD .....	E2	37	6	HEATER ASSY. ....	F4	55	11
DOWEL PIN, 10X12 .....	E2	37	17	GASKET, EX. PIPE .....	H12	84	1	HOLDER .....	G1	57	9
	E6	41	4	GASKET, FLOAT CHAMBER .....	F4	55	20	HOLDER ASSY., HELMET .....	I14	102	10
DOWEL PIN, 6X10 .....	E2	37	18	GASKET, HEAD COVER .....	E1	36	3	HOLDER B2, HANDLE PIPE UPPER ..	G8	64	18
DOWEL PIN, 8X14 .....	E1	36	12	GASKET, L. COVER .....	E10	45	4		G9	65	18
	E7	42	7	GASKET, OIL FILTER CAP .....	E13	48	10	HOLDER COMP., CAMSHAFT .....	E2	37	3
	E10	45	7	GASKET, R. CRANKCASE COVER ....	E7	42	2	HOLDER COMP., FUSE .....	I11	99	8
	E13	48	13	GASKET, TENSIONER LIFTER .....	E5	40	6	HOLDER, BRUSH .....	E12	47	5
	E14	49	11	GAUGE, OIL LEVEL .....	E7	42	3	HOLDER, JET .....	F5	56	22
DRIVER 1, PLUS SCREW .....	I16	104	16	GEAR COMP., OIL PUMP .....	E13	48	2	HOLDER, L. LEVER BRACKET .....	G3	59	13
DRIVER 3, MINUS SCREW .....	I16	104	17	GEAR, COUNTERSHAFT FIFTH .....	E16	51	14		G5	61	15
DRUM, GEARSHIFT .....	F2	53	5	GEAR, COUNTERSHAFT FOURTH .....	E16	51	12	HOLDER, MASTER CYLINDER .....	G5	61	6
DUCT, INLET .....	H10	82	11	GEAR, COUNTERSHAFT LOW .....	E16	51	3		G7	63	7
DUST SEAL, 17X20X2.5 .....	H14	86	14	GEAR, COUNTERSHAFT SECOND .....	E16	51	8	HOLDER, NEEDLE JET .....	F4	55	21
DUST SEAL, 17X24X4 .....	I3	91	8	GEAR, COUNTERSHAFT THIRD .....	E16	51	10	HORN COMP. ....	I12	100	10
DUST SEAL, 21X37X7 .....	G16	72	12	GEAR, COUNTERSHAFT IDLE .....	F3	54	7		I13	101	8
DUST SEAL, 40X50X5 .....	H2	74	22	GEAR, MAINSHAFT FIFTH .....	E16	51	13	HOSE COMP., FR. BRAKE .....	G7	63	2
DUST SEAL, BRAKE CAM .....	G15	71	8	GEAR, MAINSHAFT FOURTH .....	E16	51	11	HOUSING, LOWER THROTTLE .....	G3	59	10
	H3	75	9	GEAR, MAINSHAFT SECOND .....	E16	51	5		G5	61	10
DUST SEAL, STEERING HEAD .....	G10	66	4	GEAR, MAINSHAFT THIRD .....	E16	51	9	HOUSING, UPPER THROTTLE .....	G3	59	9
				GEAR, PRIMARY DRIVE .....	E15	50	7		G5	61	9
[ E ]				GEAR, SPEEDOMETER .....	G15	71	5	HUB SUB ASSY., FR. ....	G16	72	6
ELEMENT COMP., AIR CLEANER ...	H10	82	2		H1	73	15		H1	73	7
EMBLEM, PRODUCT .....	G8	64	12	GEAR, STARTER DRIVEN .....	E9	44	1	HUB SUB ASSY., RR. ....	H4	76	7
	G9	65	12	GEAR, STARTER REDUCTION .....	E9	44	4	[ I ]			
[ F ]				GRIP ASSY., THROTTLE .....	G3	59	7	INDICATOR, FR. BRAKE .....	G15	71	10
FENDER, FR. ....	G11	67	1		G5	61	7	INDICATOR, RR. BRAKE .....	H3	75	5
				GRIP, L. HANDLE .....	G3	59	8	INSULATOR COMP., CARBURETOR ...	E2	37	7
FILTER COMP., AIR .....	H11	83	6		G5	61	8	INSULATOR, CARBURETOR .....	E2	37	7
FLAP, TIRE .....	G16	72	11	GRIP, SCREW DRIVER .....	I16	104	18	[ J ]			
	H1	73	13	GROMMET A, RR. COVER .....	H11	83	1	JET, MAIN, #98 .....	F5	56	32
	H4	76	12	GROMMET, SIDE COVER .....	H6	78	14	JET, SLOW, #38 .....	F5	56	33
	H5	77	12		H9	81	4	JOINT B, BRAKE ARM .....	G6	62	30
FLOAT SET .....	F4	55	3	GUARD, CHAIN .....	I1	89	8		H14	86	10
FLYWHEEL COMP. ....	E11	46	1	GUARD, MUFFLER .....	H12	84	10	JOINT, SHROUD .....	H6	78	10
				GUARD, SIDE COWL HEAT .....	H9	81	2				
				GUARD, SIDE STAND SWITCH .....	H16	88	7				
				GUIDE COMP., AIR SUCTION VALVE							
				TUBE	E1	36	8				
				GUIDE COMP., BRAKE HOSE .....	G8	64	6				



# PART NAME INDEX

L 4

Part name	Address	Page	Ref.	Part name	Address	Page	Ref.	Part name	Address	Page	Ref.
[ K ]								[ O ]			
KEY COMP. ....	G8	64	5	NUT, CLIP, 6MM .....	H10	82	18	OIL SEAL, 12X18X4 .....	E7	42	9
	G9	65	5		I4	92	13	OIL SEAL, 14X22X5 .....	E14	49	12
KEY SET .....	G8	64	1	NUT, CYLINDER HEAD .....	E2	37	15	OIL SEAL, 16X28X7 .....	E7	42	10
	G9	65	1	NUT, EXHAUST PIPE, 8MM .....	H12	84	20	OIL SEAL, 20X34X7 .....	F1	52	26
KEY, WOODRUFF, 4MM .....	E15	50	8	NUT, FIXING .....	G4	60	22	OIL SEAL, 21X37X7 .....	H1	73	21
					G6	62	25		H2	74	21
KNOB, TRIP .....	G2	58	5	NUT, FLANGE, 10MM .....	I3	91	6	OIL SEAL, 25X47X6.5 .....	H5	77	19
					I7	95	10	OIL SEAL, 47X60X7 .....	G15	71	14
[ L ]					I15	103	24	O-RING, 10X1.5 .....	G2	58	15
LABEL, AIR CLEANER ELEMENT				NUT, FLANGE, 12MM .....	G15	71	13	O-RING, 13.8X2.5 .....	E10	45	8
NOTICE	J1	105	5		H1	73	20	O-RING, 18X3 .....	E7	42	11
	J2	106	4	NUT, FLANGE, 14MM .....	E11	46	4	O-RING, 19.4X2.3 .....	E14	49	13
LABEL, CARGO LIMIT .....	J2	106	5		I1	89	15	O-RING, 1.3X4.3 .....	F4	55	12
LABEL, CHAIN ADJUSTER .....	J1	105	4	NUT, FLANGE, 16MM .....	H5	77	14	O-RING, 1.5X9.5 .....	E5	40	10
	J2	106	3		G1	57	20	O-RING, 22X2.8 .....	G12	68	21
LABEL, DRIVE CAUTION .....	J1	105	6		I6	94	7		G13	69	22
LABEL, DRIVE CHAIN .....	J2	106	2	NUT, FLANGE, 6MM .....	I9	97	16	O-RING, 24.4X3.1 .....	E12	47	8
	J2	106	2		E3	38	20	O-RING, 2.4X29 .....	F4	55	13
LABEL, FUEL & DRIVE .....	J2	106	6		G4	60	29	O-RING, 31.7X2.4 .....	E10	45	9
LABEL, RR. CARRIER .....	J1	105	1		G6	62	29	O-RING, 33.5X3.0 .....	E3	38	19
LABEL, RR. DAMPER .....	I3	91	3		G7	63	19	O-RING, 4X2 .....	E12	47	9
LABEL, TIRE .....	J1	105	2		G15	71	15	O-RING, 9.8X2.8 .....	E1	36	13
	J2	106	1		H1	73	19	OUTER COMP., CLUTCH .....	E8	43	1
LENS COMP. ....	I7	95	2		H3	75	10	OUTER, STARTING CLUTCH .....	E9	44	3
LENS COMP., TAILLIGHT .....	I9	97	6		H11	83	21				
LENS, WINKER .....	I8	96	2		I2	90	22				
LEVER COMP., CLUTCH .....	E7	42	4	NUT, FLANGE, 8MM .....	I10	98	22				
LEVER SET, CHOKE .....	F4	55	8		H5	77	15				
LEVER, L. STEERING HANDLE .....	G3	59	15		H12	84	22	PACKING, MUFFLER .....	H12	84	14
	G5	61	18		I4	92	18	PACKING, PROTECTOR .....	H12	84	2
LEVER, R. STEERING HANDLE .....	G5	61	16		I6	94	12				
	G7	63	12		I15	103	23	PACKING, TAILLIGHT LENS .....	I9	97	4
LIFTER ASSY., TENSIONER .....	E5	40	5	NUT, HEX., 10MM .....	I15	103	22	PAD SET, FR. ....	G14	70	2
LIGHT ASSY., LICENSE .....	I9	97	7		G1	57	19	PANEL COMP., RR. BRAKE .....	H3	75	2
					G12	68	23	PANEL SUB COMP., FR. BRAKE .....	G15	71	7
[ M ]					H14	86	18	PEDAL COMP., BRAKE .....	H14	86	12
MAINSHAFT COMP. ....	E16	51	1	NUT, HEX., 6MM .....	H14	86	18	PEDAL COMP., CHANGE .....	H14	86	1
MARK .....	J3	107	3		I11	99	11	PIECE, OIL LOCK .....	G12	68	10
MARK, FR. ....	J3	107	2	NUT, HEX., 8MM .....	I1	89	20		G13	69	9
MARK, RR. ....	J3	107	1		G3	59	17	PINION, KICK STARTER .....	F3	54	2
MIRROR COMP., L. ....	G3	59	20	NUT, LOCK .....	G3	59	17	PIN C, JOINT .....	H14	86	9
	G6	62	23		G5	61	20	PIN, HANGER .....	G14	70	14
MIRROR COMP., R. ....	G3	59	19	NUT, LOCK, 14MM .....	E13	48	11	PIN, LOCK, 8MM .....	E13	48	16
	G6	62	22		E13	48	11	PIN, MAIN STEP BAR JOINT .....	H15	87	1
MOTOR ASSY., STARTER .....	E12	47	1	NUT, SIDE STAND .....	H16	88	13	PIN, PISTON .....	E15	50	4
MUFFLER SUB ASSY. ....	H12	84	5	NUT, SPECIAL FLANGE, 14MM .....	E8	43	12	PIN, SHIFT RETURN SPRING .....	F2	53	11
					I9	97	17	PIN, SPLIT, 2.0X12 .....	H14	86	19
[ N ]					I6	94	7	PIN, SPLIT, 2.0X15 .....	H15	87	18
NEEDLE SET, JET .....	F4	55	2	NUT, SPECIAL, 4MM .....	I9	97	16	PIN, SPLIT, 3.0X28 .....	H14	86	20
NUT-WASHER, 6MM .....	E12	47	7		I4	92	12	PIN, SPLIT, 3.0X45 .....	I16	104	12
NUT B, BRAKE ROD ADJUSTING .....	G6	62	31	NUT, SPECIAL, 6MM .....	I4	92	12	PIN, SPRING, 2X14 .....	I16	104	11
	H14	86	21		G1	57	13	PIN, SPRING, 3X10 .....	E7	42	8
	G1	57	1	NUT, STEERING STEM .....	G8	64	15	PIN, STEP BAR JOINT .....	H15	87	2
NUT, BEAM ADJUSTING .....	G1	57	1		G9	65	15	PIPE COMP., AIR FEED .....	E1	36	7
NUT, CAP, 6MM .....	G2	58	20	NUT, TAPPET ADJUSTING .....	E4	39	13	PIPE COMP., EX. ....	H12	84	6
					I3	91	6	PIPE COMP., FR. FORK .....	G12	68	5
					I4	92	12		G13	69	4
					H5	77	15	PIPE, L. SUPPORT .....	I14	102	12

# PART NAME INDEX

L 5

Part name	Address	Page	Ref.	Part name	Address	Page	Ref.	Part name	Address	Page	Ref.
PIPE, R. SUPPORT .....	I14	102	11	RIM, RR. WHEEL .....	H4	76	9	SCREW, PAN, 3X20 .....	G13	69	23
PIPE, SEAT .....	G12	68	12	RING .....	E12	47	6	SCREW, PAN, 4X28 .....	I8	96	12
	G13	69	11	RING SET, PISTON .....	E15	50	2	SCREW, PAN, 4X32 .....	G4	60	24
PIPE, STEERING HANDLE .....	G8	64	7	RING, BACK UP .....	G12	68	6	SCREW, PAN, 4X45 .....	G4	60	25
	G9	65	7		G13	69	5	SCREW, PAN, 4X8 .....	G1	57	15
PISTON .....	E15	50	3	RING, OIL SEAL STOP .....	G13	69	20	SCREW, PAN, 5X12 .....	G1	57	16
PISTON, 27X31 .....	G14	70	3	RING, OIL SEAL STOPPER .....	G12	68	19	SCREW, PAN, 5X16 .....	G4	60	26
PIVOT, SHIFT DRUM STOPPER ARM	F2	53	15	RING, PISTON .....	G12	68	11		G6	62	27
PLATE A2, FIXING .....	E16	51	16		G13	69	10	SCREW, PAN, 5X18 .....	G12	68	22
PLATE COMP., GEARSHIFT DRUM				ROD COMP., RR. BRAKE .....	H14	86	8	SCREW, PAN, 5X20 .....	G4	60	27
STOPPER	F2	53	6	ROD, CLUTCH LIFTER .....	E8	43	9		G6	62	28
PLATE COMP., INNER VISOR FR. .	G1	57	8	ROLLER, 3X8.5 .....	F2	53	19		I9	97	20
PLATE, BEARING HOLDER .....	E14	49	10	ROLLER, CHAIN .....	I1	89	12	SCREW, PAN, 5X28 .....	H10	82	20
PLATE, BEARING PUSH .....	E14	49	6	ROTOR, OIL FILTER .....	E13	48	6	SCREW, PAN, 5X50 .....	G1	57	17
PLATE, CLUTCH .....	E8	43	6	ROTOR, OIL PUMP INNER .....	E13	48	3	SCREW, PAN, 6X6 .....	E5	40	8
PLATE, CLUTCH LIFTER .....	E8	43	8	ROTOR, OIL PUMP OUTER .....	E13	48	4	SCREW, SPECIAL, 6X8 .....	H7	79	16
PLATE, CLUTCH PRESSURE .....	E8	43	7	RUBBER .....	H6	78	4	SCREW, TAPPET ADJUSTING .....	E4	39	12
PLATE, DIAPHRAGM .....	G7	63	10		I11	99	1	SCREW, TAPPING, 3X12 .....	G4	60	28
PLATE, KICK STOPPER .....	F3	54	4	RUBBER A, FUEL TANK .....	H6	78	3	SCREW, TAPPING, 3X14 .....	I8	96	11
PLATE, L. BEARING SETTING ....	E14	49	2	RUBBER B, SEAT SETTING .....	H8	80	3	SCREW, TAPPING, 3X16 .....	G8	64	17
PLATE, L. ENGINE HANGER UPPER	I14	102	6	RUBBER, CHAMBER RR. MOUNTING ..	H12	84	8		G9	65	17
PLATE, L. FR. ENGINE HANGER ..	I14	102	8	RUBBER, CHANGE PEDAL .....	H14	86	2	SCREW, TAPPING, 4X10 .....	G1	57	18
PLATE, L. RR. ENGINE HANGER ..	I14	102	9	RUBBER, FR. FENDER MOUNTING ...	I9	97	11		H9	81	9
PLATE, PILLION STEP .....	H15	87	11	RUBBER, INNER VISOR .....	G1	57	7	SCREW, TAPPING, 4X12 .....	G2	58	19
PLATE, R. ENGINE HANGER UPPER	I14	102	5	RUBBER, INSERT .....	E6	41	3		I7	95	9
PLATE, R. FR. ENGINE HANGER ..	I14	102	7	RUBBER, MOUNTING .....	E1	36	11	SCREW, TAPPING, 4X35 .....	I10	98	21
PLATE, SETTING .....	F4	55	15	RUBBER, MUFFLER MOUNTING .....	H12	84	15	SCREW, TAPPING, 4X8 .....	E13	48	15
PLATE, STEP RUBBER SETTING ....	H15	87	7	RUBBER, PILLION STEP .....	H15	87	10	SCREW, TAPPING, 5X16 .....	H10	82	21
PLATE, STOPPER .....	E2	37	4	RUBBER, PROTECTOR .....	H12	84	4	SCREW, TAPPING, 5X20 .....	I6	94	11
PLATE, TENSIONER SETTING .....	E5	40	4	RUBBER, PROTECTOR MOUNTING ....	H12	84	12		I8	96	13
PLUG, BEARING PUSH .....	E14	49	4	RUBBER, SEAT HINGE .....	I9	97	12	SCREW, TAPPING, 5X25 .....	H10	82	22
PLUG, BREATHER TUBE .....	H10	82	15	RUBBER, SHOCK .....	I11	99	9	SCREW, TAPPING, 5X8 .....	I1	89	19
PLUG, CONE .....	I4	92	16	RUBBER, SIDE COVER .....	H12	84	18	SEAL SET, FR. FORK .....	G12	68	13
PLUG, PIN .....	G14	70	13	RUBBER, SPEEDOMETER .....	H6	78	13		G13	69	12
PLUG, SPARK .....	E2	37	9		I4	92	3	SEAL SET, PISTON .....	G14	70	1
PROTECTOR COMP., MUFFLER .....	H12	84	11		I6	94	2	SEAL, AIR CLEANER .....	H10	82	6
PROTECTOR, EX. PIPE .....	H12	84	9	RUBBER, SPEEDOMETER MOUNTING ..	G2	58	10				9
PUMP ASSY., OIL .....	E13	48	1	RUBBER, STAND .....	H16	88	8	SEAL, DUST .....	G12	68	20
				RUBBER, STEP .....	H15	87	6		G13	69	21
[ R ]				RUBBER, TAILLIGHT .....	I4	92	1	SEAL, SEPARATOR .....	H10	82	3
RATCHET, STARTER .....	F3	54	5	RUBBER, TANK GUARD .....	I14	102	2	SEAL, VALVE STEM .....	E4	39	1
RECEIVER, CLUTCH CABLE .....	E7	42	6	RUBBER, WINKER .....	I8	96	5	SEAT COMP., DOUBLE .....	H8	80	2
RECTIFIER ASSY., SILICON .....	I12	100	7					SEAT, RR. BRAKE CAM .....	G15	71	2
RECTIFIER COMP., REGULATE .....	I12	100	5	[ S ]					H3	75	4
	I13	101	5	SCREEN, OIL FILTER .....	E13	48	5	SEAT, VALVE SPRING .....	E4	39	10
RECTIFIER COMP., SILICON .....	I12	100	6	SCREW-WASHER, 4X10 .....	F5	56	27	SEPARATOR COMP. ....	G7	63	8
REFLECTOR, FR. REFLEX .....	I4	92	2					SEPARATOR SUB ASSY., AIR			
REFLECTOR, REFLEX .....	I4	92	2		G2	58	18	CLEANER	H10	82	10
	I9	97	9	SCREW-WASHER, 4X12 .....	F5	56	26	SHAFT A, GEARSHIFT FORK .....	F2	53	3
REFLECTOR, RR. REFLEX .....	I6	94	1		G7	63	18	SHAFT B, GEARSHIFT FORK .....	F2	53	4
RELAY COMP., WINKER .....	I13	101	10	SCREW-WASHER, 4X16 .....	F5	56	29	SHAFT, REDUCTION GEAR .....	E9	44	5
RELAY, WINKER .....	I12	100	12	SCREW SET A .....	F4	55	6	SHAFT, ROCKER ARM .....	E4	39	4
	I13	101	10	SCREW SET B .....	F4	55	9	SHEET, HEADLIGHT SHADE .....	G1	57	10
RETAINER .....	G14	70	7	SCREW, BLEEDER .....	G14	70	4	SHOE SET, BRAKE .....	G15	71	1
RETAINER, GEAR BOX .....	H1	73	9	SCREW, FLAT, 4X12 .....	G7	63	17		H3	75	1
RETAINER, VALVE SPRING .....	E4	39	9	SCREW, OVAL, 5X12 .....	E13	48	14	SHROUD SET, L. ....	H6	78	12
RIM, FR. WHEEL .....	G16	72	8	SCREW, OVAL, 5X18 .....	G2	58	17	SHROUD SET, R. ....	H6	78	11
	H1	73	10	SCREW, PAN, 2X6 .....	G2	58	14	SLIDER, CHAIN .....	I1	89	10
								SLIDER, THROTTLE .....	G3	59	11





# PART NAME INDEX

L 6

Part name	Address	Page	Ref.	Part name	Address	Page	Ref.	Part name	Address	Page	Ref.
SLIDER, THROTTLE .....	G5	61	11	STEM SUB ASSY., STEERING .....	G10	66	6	TUBE, TIRE .....	G16	72	10
SOCKET COMP. ....	G2	58	7	STEP COMP., L. ....	H15	87	5		H1	73	12
SOCKET COMP., HEADLIGHT .....	G1	57	3	STEP COMP., R. ....	H15	87	3		H4	76	11
SPACER B, BATTERY .....	H10	82	5	STOPPER COMP., GEARSHIFT DRUM .....	F2	53	7	[ V ]			
SPANNER, 10X12 .....	I16	104	14	STOPPER, KEY BODY .....	I16	104	4				
SPANNER, 14X17 .....	I16	104	15	STRIPE A, L. SHROUD .....	J3	107	5	VALVE ASSY., AIR SUCTION .....	H11	83	7
SPEEDOMETER ASSY. ....	G2	58	3	STRIPE A, R. SHROUD .....	J3	107	4	VALVE COMP., FLOAT .....	F4	55	19
SPEEDOMETER COMP. ....	G2	58	4	STRIPE B, L. SHROUD .....	J3	107	7	VALVE SET, AIR CUT .....	F4	55	10
SPINDLE COMP., GEARSHIFT .....	F2	53	9	STRIPE B, R. SHROUD .....	J3	107	6	VALVE SET, THROTTLE .....	F4	55	7
SPINDLE, KICK STARTER .....	F3	54	8	SUB CORD, FR. STOP SWITCH .....	G3	59	3	VALVE, EX. ....	E4	39	6
SPOKE SET A, .....	H1	73	1	SUB TANK, RESONATOR .....	H11	83	12	VALVE, IN. ....	E4	39	5
				SUSPENSION, FUSE CASE .....	I12	100	11	VISOR SET, FR. ....	G1	57	6
SPOKE SET A, FR. ....	G16	72	1		I13	101	9				
SPOKE SET A, RR. ....	H4	76	1	SUSPENSION, WINKER RELAY .....	I12	100	13	[ W ]			
SPOKE SET B, FR. ....	G16	72	2		I13	101	11	WASHER B, THRUST, 20MM .....	E16	51	18
SPOKE SET B, RR. ....	H4	76	2	SWINGARM SUB ASSY., RR. ....	I1	89	14	WASHER, 10MM .....	I15	103	20
SPRING ASSY., SIDE STAND .....	H16	88	5	SWITCH ASSY., CLUTCH .....	G3	59	6	WASHER, 14MM .....	F2	53	17
SPRING A, BRAKE ROD .....	H14	86	11	SWITCH ASSY., COMBINATION & LOCK	G8	64	2	WASHER, 14.1X29X2.8 .....	E8	43	14
SPRING SET, BRAKE PEDAL .....	H14	86	13		G9	65	2		E11	46	5
SPRING, BEARING PUSH .....	E14	49	5	SWITCH ASSY., FR. STOP .....	G5	61	4	WASHER, 14.2X26X3 .....	E13	48	12
SPRING, BRAKE ARM .....	G15	71	12		G7	63	1	WASHER, 15.5X22 .....	H14	86	16
SPRING, BRAKE SHOE .....	G15	71	3	SWITCH ASSY., RR. STOP .....	H14	86	6	WASHER, 6X9 .....	I1	89	16
	H3	75	6	SWITCH ASSY., STARTER MAGNETIC	I11	99	7		I16	104	9
SPRING, CARBON BRUSH .....	E12	47	3	SWITCH ASSY., THERMOSTAT .....	I12	100	9	WASHER, 6.5X20 .....	G11	67	4
SPRING, CHANGE SWITCH CONTACT	F2	53	13		I13	101	7		I1	89	17
SPRING, CLUTCH .....	E8	43	10	SWITCH ASSY., WINKER .....	G3	59	5		I9	97	19
SPRING, CLUTCH LEVER .....	E7	42	5		G5	61	3		I16	104	10
SPRING, FR. FORK .....	G12	68	4	SWITCH COMP., START .....	G3	59	4	WASHER, 8MM .....	H5	77	16
	G13	69	3	SWITCH COMP., WINKER .....	G3	59	5	WASHER, BUSH .....	H14	86	15
SPRING, GEARSHIFT RETURN .....	F2	53	10	SWITCH SET, NEUTRAL .....	E14	49	7	WASHER, CHAIN CASE .....	H9	81	8
SPRING, KICK RETURN .....	F3	54	9	SWITCH SET, SIDE STAND .....	H16	88	1		H10	82	19
SPRING, KICK STARTER .....	H14	86	5	[ T ]				WASHER, CHAIN CASE SETTING .....	G1	57	14
SPRING, OIL THROUGH .....	E13	48	9	TAILLIGHT UNIT .....	I9	97	2	WASHER, CHAIN SLIDER .....	I1	89	11
SPRING, PAD .....	G14	70	6	TANK COMP., FUEL .....	H6	78	2	WASHER, DRAIN PLUG, 12MM .....	E14	49	14
SPRING, RATCHET .....	F3	54	6	TENSIONER ASSY., CAM CHAIN .....	E5	40	3	WASHER, DRUM STOPPER .....	F2	53	16
SPRING, REBOUND .....	G12	68	7	TERMINAL SET, BRUSH .....	E12	47	2	WASHER, GEAR .....	H1	73	16
	G13	69	6	THREAD, STEERING HEAD TOP .....	G10	66	7	WASHER, OIL BOLT .....	G7	63	15
SPRING, SHIFT DRUM STOPPER .....	F2	53	8	THROUGH, OIL .....	E13	48	8	WASHER, PLAIN, 12MM .....	E2	37	16
SPRING, SIDE STAND .....	H16	88	6	TIRE, FR. ....	G16	72	9	WASHER, PLAIN, 17MM .....	E8	43	13
SPRING, SIDE STAND SUB .....	H16	88	4		H1	73	11	WASHER, PLAIN, 3MM .....	I16	104	8
SPRING, STEP RETURN .....	H15	87	4	TIRE, RR. ....	H4	76	10	WASHER, PLAIN, 4MM .....	I8	96	14
SPRING, STOP SWITCH .....	H14	86	7	T-JOINT .....	H11	83	4	WASHER, PLAIN, 5MM .....	G1	57	21
SPRING, VALVE INNER .....	E4	39	8	TOP SET .....	F4	55	4		I10	98	23
SPRING, VALVE OUTER .....	E4	39	7	TUBE .....	F5	56	24	WASHER, PLAIN, 6MM .....	H12	84	21
SPROCKET, CAM .....	E5	40	1	TUBE A, INNLET .....	H11	83	13	WASHER, PLAIN, 8MM .....	H12	84	23
SPROCKET, DRIVE .....	E16	51	15	TUBE COMP., AIR VENT .....	F5	56	25		H15	87	17
SPROCKET, FINAL DRIVEN .....	H4	76	3	TUBE, 8X35 .....	H11	83	23	WASHER, RR. AXLE .....	H5	77	17
STATOR COMP. ....	E11	46	2	TUBE, AIR CLEANER CONNECTING .....	H10	82	7	WASHER, RUBBER .....	G1	57	12
STAY, COUPLER .....	G2	58	12	TUBE, AIR SUCTION VALVE .....	H11	83	10	WASHER, SEALING, 6.2X12X1.2 .....	E1	36	10
STAY, HEADLIGHT LOWER .....	G1	57	11		H11	83	10	WASHER, SPECIAL, 14MM .....	F3	54	12
STAY, L. HEADLIGHT .....	G8	64	11	TUBE, BREATHER .....	H10	82	16	WASHER, SPECIAL, 8MM .....	G12	68	18
	G9	65	11	TUBE, BREATHER DRAIN .....	H10	82	14		G13	69	19
STAY, L. RR. WINKER .....	I8	96	10	TUBE, EXCHANGE .....	H11	83	11	WASHER, SPEEDOMETER GEAR .....	G15	71	6
STAY, NUMBER BRACKET .....	I9	97	14	TUBE, FUEL .....	H6	78	9	WASHER, SPLINE, 20MM .....	E16	51	17
STAY, RR. REFLEX REFLECTOR .....	I4	92	8	TUBE, REED VALVE .....	H11	83	9	WASHER, SPRING, 6MM .....	I11	99	12
STAY, R. HEADLIGHT .....	G8	64	10	TUBE, SUCTION .....	H11	83	8	WASHER, STEERING STEM .....	G8	64	16
	G9	65	10						G9	65	16
STAY, R. RR. WINKER .....	I8	96	9								
STAY, SPEEDOMETER .....	G2	58	13								

# PART NAME INDEX

L 7

Part name	Address	Page	Ref.	Part name	Address	Page	Ref.	Part name	Address	Page	Ref.
WASHER, THRUST, 12MM .....	E16	51	19								
WASHER, THRUST, 16MM .....	F3	54	11								
WASHER, THRUST, 17MM .....	E16	51	20								
	F3	54	13								
WEIGHT, PILLION STEP .....	H15	87	14								
WHEEL SUB ASSY., FR. ....	G16	72	7								
	H1	73	8								
WHEEL SUB ASSY., RR. ....	H4	76	8								
WINKER ASSY., L. FR. ....	I7	95	3								
	I8	96	3								
WINKER ASSY., L. RR. ....	I7	95	5								
	I8	96	7								
WINKER ASSY., R. FR. ....	I7	95	1								
	I8	96	1								
WINKER ASSY., R. RR. ....	I7	95	4								
	I8	96	4								
WRENCH, EYE, 24MM .....	I16	104	20								
WRENCH, SPARK PLUG .....	I16	104	7								

---

**1**

**FOREWORD INDEX**

---

**2**

**ENGINE GROUP**

---

**3**

**FRAME GROUP**

---

**4**

**PART NUMBER INDEX**

---

**5**

**PART NAME INDEX**

---

**HONDA**  
The Power of Dreams



# PARTS CATALOGUE NEWS

Honda Motor Co., Ltd.  
Customer Service Technology Development Division

## PARTS CATALOGUE - CORRECTED

Printed in Japan

CODE NO.	13KRHC01
PARTS CATALOGUE NEWS	XR125LEK / LK XL125LK XR125LEKC XR125LKC XL125LKC
NEWS NO.	001

(BR-KD)KRH

Block No.	Ref. No.	Note	Part No.	Description	Reqd. QTY			Serial No.	Parts catalogue code
					XR125 LEK C	LK C	XL125 LK C		
F-9	6	A	53219-KRH-780	STEM SUB ASSY., STEERING.....	-	-	1		
		T	53219-KRH-900	.....	1	1	-		
F-38-1	11	T	38306-KRH-901	SUSPENSION, WINKER RELAY.....	-	1	1		
		E	38306-KYY-970	*PARTS NO. DELETION					

NOTE A:PART NO. CHANGE D:NEWLY PROVIDED E:PART NO.DELETION K:REQUIRED NO. CORRECTION L:APPLICATION SERIAL NO. CORRECTION  
M:PART DESCRIPTION CORRECTION T:APPLICATION CORRECTION Z:REMARKS CHANGE



# PARTS CATALOGUE NEWS

Honda Motor Co., Ltd.  
Customer Service Technology Development Division

## PARTS CATALOGUE - CORRECTED

Printed in Japan

CODE NO.	13KRHC01
PARTS CATALOGUE NEWS	XR125LEK / LK XL125LK XR125LEKC XR125LKC XL125LKC
NEWS NO.	002

(BR-KD)KRH

Block No.	Ref. No.	Note	Part No.	Description	Reqd. QTY			Serial No.	Parts catalogue code
					XR125 LEK C	LK C	XL125 LK C		
F-13	11	E	45410-KRH-780	*PART NO. DELETION					
		A	45410-KRH-781	ARM, FR. BRAKE.....	-	-	1		
	16	E	95701-06032-00	*PART NO. DELETION					
		A	95701-06035-00	BOLT, FLANGE, 6X35.....	-	-	1		

NOTE A:PART NO. CHANGE D:NEWLY PROVIDED E:PART NO. DELETION K:REQUIRED NO. CORRECTION L:APPLICATION SERIAL NO. CORRECTION  
M:PART DESCRIPTION CORRECTION T:APPLICATION CORRECTION Z:REMARKS CHANGE



# PARTS CATALOGUE NEWS

Honda Motor Co., Ltd.  
Customer Service Technology Development Division

## PARTS CATALOGUE - CORRECTED

Printed in Japan

CODE NO.	13KRHC01
PARTS CATALOGUE NEWS	XR125LEK / LK XL125LK XR125LEKC XR125LKC XL125LKC
NEWS NO.	003

(BR-KD)KRH

Block No.	Ref. No.	Note	Part No.	Description	Reqd. QTY			Serial No.	Parts catalogue code
					XR125 LEK C	LK C	XL125 LK C		
F-36	1	E	33301-KVJ-911	*PART NO. DELETION					
		A	34904-KRH-901	BULB, LICENSE(12V 5W).....	1	1	-		

NOTE A:PART NO. CHANGE D:NEWLY PROVIDED E:PART NO.DELETION K:REQUIRED NO. CORRECTION L:APPLICATION SERIAL NO. CORRECTION  
M:PART DESCRIPTION CORRECTION T:APPLICATION CORRECTION Z:REMARKS CHANGE



# PARTS CATALOGUE NEWS

Honda Motor Co., Ltd.

Customer Service Technology Development Division

## PARTS CATALOGUE - CORRECTED

Printed in Japan

CODE NO.	13KRHC01
PARTS CATALOGUE NEWS	XR125LEK / LK XL125LK XR125LEKC XR125LKC XL125LKC
NEWS NO.	004

(BR-KD)KRH

Block No.	Ref. No.	Note	Part No.	Description	Reqd. QTY			Serial No.	Parts catalogue code
					XR125 LEK C	LK C	XL125 LK C		
E-22	2	T	16012-KRH-781	NEEDLE SET, JET.....	1	1	-		
		A	16012-KRH-782	.....	-	-	1		
	14	E	16100-KRH-781	*PART NO. DELETION					
		A	16100-KRH-782	CARBURETOR ASSY (PDN2G A).....	-	-	1		
	21	T	16165-KRH-781	HOLDER, NEEDLE JET.....	1	1	-		
		A	16165-KRH-782	.....	-	-	1		
	32	T	99101-GHB-0980	JET, MAIN, #98.....	1	1	-		
		A	99101-GHB-1000	JET, MAIN, #100.....	-	-	1		
	33	T	99103-KWG-0380	JEY, SLOW #38.....	1	1	-		
		D	99103-KRH-0350	JET COMP. (#35X#35).....	-	-	1		

NOTE A:PART NO. CHANGE D:NEWLY PROVIDED E:PART NO.DELETION K:REQUIRED NO. CORRECTION L:APPLICATION SERIAL NO. CORRECTION  
M:PART DESCRIPTION CORRECTION T:APPLICATION CORRECTION Z:REMARKS CHANGE





# PARTS CATALOGUE NEWS

Honda Motor Co., Ltd.  
Customer Service Technology Development Division

## PARTS CATALOGUE - CORRECTED

Printed in Japan

CODE NO.	13KRHC01
PARTS CATALOGUE NEWS	XR125LEK / LK XL125LK XR125LEKC XR125LKC XL125LKC
NEWS NO.	005

(BR-KD)KRH

Block No.	Ref. No.	Note	Part No.	Description	Reqd. QTY			Serial No.	Parts catalogue code
					XR125 LEK C	LK C	XL125 LK C		
E-2	10	T	32925-958-000	CLIP, PULSER CORD .....	1	1	1	-----	1LA, 2DK, CO, DK, NZ
E-22	2	E	16012-KRH-781	*PARTS NO. DELETION					
		T	16012-KRH-782	NEEDLE SET, JET .....	1	1	1		
	21	E	16165-KRH-781	*PARTS NO. DELETION					
T		16165-KRH-782	HOLDER, NEEDLE JET .....	1	1	1			
F-4	3	E	32101-KRH-B00	*PARTS NO. DELETION					
		A	32101-KRH-B01	SUB CORD, FR. STOP SWITCH ....	-	1	-		
F-39	19	M	90156-KRH-780	<b>BOLT, FLANGE, 8X68</b> .....	1	1	1		

NOTE A:PART NO. CHANGE D:NEWLY PROVIDED E:PART NO.DELETION K:REQUIRED NO. CORRECTION L:APPLICATION SERIAL NO. CORRECTION  
M:PART DESCRIPTION CORRECTION T:APPLICATION CORRECTION Z:REMARKS CHANGE



# PARTS CATALOGUE NEWS

Honda Motor Co., Ltd.  
Customer Service Technology Development Division

## PARTS CATALOGUE - CORRECTED

Printed in Japan

CODE NO.	13KRHC01
PARTS CATALOGUE NEWS	XR125LEK / LK XL125LK XR125LEKC XR125LKC XL125LKC
NEWS NO.	006

(BR-KD)KRH

Block No.	Ref. No.	Note	Part No.	Description	Reqd. QTY			Serial No.	Parts catalogue code
					XR125 LEK C	LK C	XL125 LK C		
E-2	10	T	32925-958-000	CLIP, PULSER CORD .....	1	1	1	-----	1LA, 2DK, DK, NZ

NOTE A:PART NO. CHANGE D:NEWLY PROVIDED E:PART NO.DELETION K:REQUIRED NO. CORRECTION L:APPLICATION SERIAL NO. CORRECTION  
M:PART DESCRIPTION CORRECTION T:APPLICATION CORRECTION Z:REMARKS CHANGE



# PARTS CATALOGUE NEWS

Honda Motor Co., Ltd.

Customer Service Technology Development Division

## PARTS CATALOGUE - CORRECTED

Printed in Japan

CODE NO.	13KRHC01
PARTS CATALOGUE NEWS	XR125LEK / LK XL125LK XR125LEKC XR125LKC XL125LKC
NEWS NO.	007

(BR-KD)KRH

Block No.	Ref. No.	Note	Part No.	Description	Reqd. QTY			Serial No.	Parts catalogue code
					XR125 LEK C	LK C	XL125 LK C		
E-22	2	T	16012-KRH-782	NEEDLE SET, JET.....	1	-	1	-----	CO, 2DK
		A	16012-KRH-A01	.....	1	1	-	-----	1LA, 3LA, DK, NZ
	6	T	16016-KRE-901	SCREW SET A.....	1	-	1	-----	CO, 2DK
		A	16016-KRM-841	.....	1	1	-	-----	1LA, 3LA, DK, NZ
	14	E	16100-KRH-A01	*PART NO. DELETION					
		A	16100-KRH-A02	CARBURETOR ASSY (PDN2H A).....	1	1	-	-----	1LA, DK, NZ
		E	16100-KRH-A11	*PART NO. DELETION					
		A	16100-KRH-A12	CARBURETOR ASSY (PDN2J A).....	1	1	-	-----	3LA
	32	T	99101-GHB-0980	JET, MAIN, #98.....	1	-	-	-----	CO
		T	99101-GHB-1000	JET, MAIN, #100.....	1	1	1	-----	1LA, 2DK, 3LA, DK, NZ
	33	T	99103-KRH-0350	JET COMP. (#35X#35).....	1	1	1	-----	1LA, 2DK, 3LA, DK, NZ
		T	99103-KWG-0380	JET, SLOW, #38.....	1	-	-	-----	CO

NOTE A:PART NO. CHANGE D:NEWLY PROVIDED E:PART NO. DELETION K:REQUIRED NO. CORRECTION L:APPLICATION SERIAL NO. CORRECTION  
M:PART DESCRIPTION CORRECTION T:APPLICATION CORRECTION Z:REMARKS CHANGE



# PARTS CATALOGUE NEWS

Honda Motor Co., Ltd.

Customer Service Technology Development Division

## PARTS CATALOGUE - CORRECTED

Printed in Japan

CODE NO.	13KRHC01
PARTS CATALOGUE NEWS	XR125LEK / LK XL125LK XR125LEKC XR125LKC XL125LKC
NEWS NO.	008

(BR-KD)KRH

Block No.	Ref. No.	Note	Part No.	Description	Reqd. QTY			Serial No.	Parts catalogue code
					XR125 LEK C	LK C	XL125 LK C		
E-16	3	E	13101-KVX-600	*PARTS NO. DELETION					
		A	13101-KTE-910	PISTON (STD.) .....	1	1	1		
		E	13102-KVX-600	*PARTS NO. DELETION					
		A	13102-KTE-305	PISTON (0.25) .....	(1)	(1)	(1)		
		E	13103-KVX-600	*PARTS NO. DELETION					
		A	13103-KTE-305	PISTON (0.50) .....	(1)	(1)	(1)		
		E	13104-KVX-600	*PARTS NO. DELETION					
		A	13104-KTE-305	PISTON (0.75) .....	(1)	(1)	(1)		
		E	13105-KVX-600	*PARTS NO. DELETION					
		A	13105-KTE-305	PISTON (1.00) .....	(1)	(1)	(1)		

NOTE A:PART NO. CHANGE D:NEWLY PROVIDED E:PART NO.DELETION K:REQUIRED NO. CORRECTION L:APPLICATION SERIAL NO. CORRECTION  
M:PART DESCRIPTION CORRECTION T:APPLICATION CORRECTION Z:REMARKS CHANGE



# PARTS CATALOGUE NEWS

Honda Motor Co., Ltd.  
Customer Service Technology Development Division

## PARTS CATALOGUE - CORRECTED

Printed in Japan

CODE NO.	13KRHC01
PARTS CATALOGUE NEWS	XR125LEK / LK XL125LK XR125LEKC XR125LKC XL125LKC
NEWS NO.	009

(BR-KD)KRH

Block No.	Ref. No.	Note	Part No.	Description	Reqd. QTY			Serial No.	Parts catalogue code	
					XR125 LEK C	LK C	XL125 LK C			
E-22	2	T	16012-KRH-A01	NEEDLE SET, JET.....	1	1	-			
		T	16012-KRH-782	.....	-	-	1			
	6	T	16016-KRM-841	SCREW SET A.....	1	1	-			
		T	16016-KRE-901	.....	-	-	1			
	14	E	16100-KRH-A21	*PART NO. DELETION						
		A	16100-KRH-A22	CARBURETOR ASSY (PDN2K A).....	1	-	-	-----	-----	CO
	32	E	99101-GHB-0980	*PART NO. DELETION						
		A	99101-GHB-0950	JET, MAIN, #95.....	1	-	-	-----	-----	CO
	33	E	99103-KWG-0380	*PART NO. DELETION						
		T	99103-KRH-0350	JET COMP. (#35X#35).....	1	1	1			

NOTE A:PART NO. CHANGE D:NEWLY PROVIDED E:PART NO. DELETION K:REQUIRED NO. CORRECTION L:APPLICATION SERIAL NO. CORRECTION  
M:PART DESCRIPTION CORRECTION T:APPLICATION CORRECTION Z:REMARKS CHANGE